

Durham E-Theses

Free radical reaction of fluorine containing compounds

Omar M. Abu-Nasrieh

How to cite:

Abu-Nasrieh, Omar M. (1989) Free radical reaction of fluorine containing compounds. Masters thesis, Durham University.

Use policy

The full-text may be used and/or reproduced, and given to third parties in any format or medium, without prior permission or charge, for personal research or study, educational, or not-for-profit purposes provided that:

- a full bibliographic reference is made to the original source
- a <https://etheses.durham.ac.uk/id/eprint/6312/> is made to the metadata record in Durham E-Theses
- the full-text is not changed in any way

The full-text must not be sold in any format or medium without the formal permission of the copyright holders.

Please consult the [full Durham E-Theses policy](#) for further details.

UNIVERSITY OF DURHAM

A THESIS

ENTITLED

FREE RADICAL REACTION OF FLUORINE CONTAINING COMPOUNDS

Submitted By

OMAR M. ABU-NASRIEH B.A

(GRADUATE SOCIETY)

A candidate for the degree of Master

of Science

Department of Chemistry

1989

The copyright of this thesis rests with the author.
No quotation from it should be published without
his prior written consent and information derived
from it should be acknowledged.



11 MAY 1990

To

my Father and Mother-in-Law
for their continuing support
during my university career
and my Wife, Sana, without
whose support this thesis
would not have seen the
light of day.

MEMORANDUM

The work described in this thesis was carried out in the University of Durham between October 1988 and October 1989. This thesis is the work of the author, except where acknowledged by reference, and has not been submitted for any other degree.

ACKNOWLEDGEMENTS

I would like to express my gratitude to Professor R.D.Chambers for his considerable encouragement, advice and discussions during the course of this research project.

Thanks are also due to Dr. Ray Mathews for his assistance with the running and interpretation of n.m.r. spectra; Dr. M.Jones and Mr.V.J.McNeiuy for running of mass spectra and help in their interpretation.

I would also like to thank many technical staff for their assistance: to Mrs.M.Cocks for analysis; Messrs R.Hart and G.H.Aswell for their cheerful and expert glassblowing; and to many others.

I am grateful to colleagues in the laboratory for helpful and incentive discussion, special thanks go to Mr T F Holmes as well as to Robert, Andy, Martin, Steve and Mike.

Last but not least, my thanks go to my wife and my father and mother-in-law for their considerable support and encouragement.

Free-Radical Reaction of Fluorine Containing Compounds

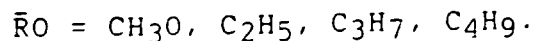
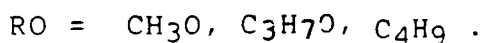
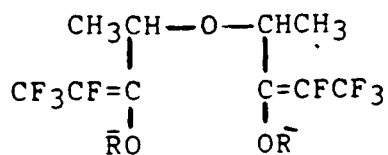
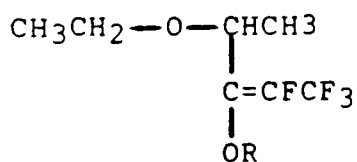
by

O. M. Abu-Nasrieh

ABSTRACT

This thesis is concerned with the free-radical addition of oxygen containing compounds of the adducts produced.

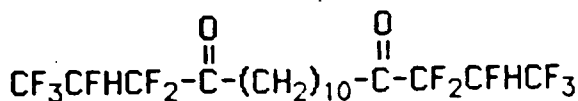
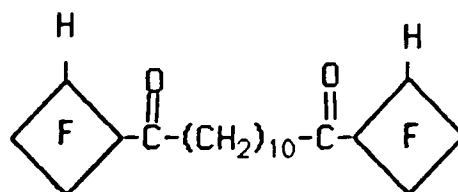
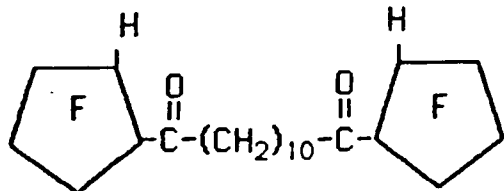
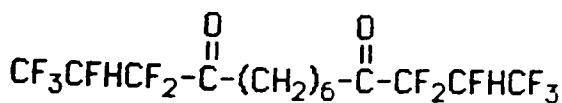
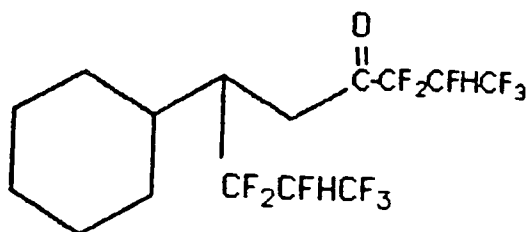
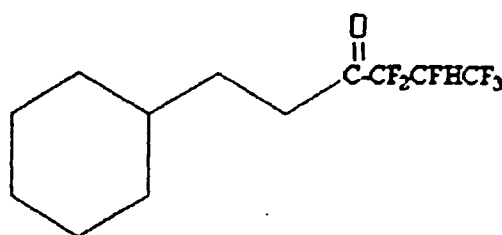
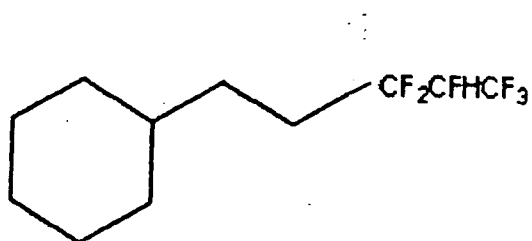
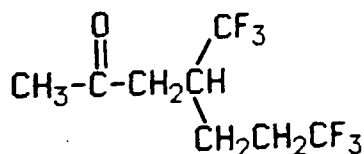
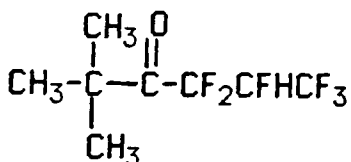
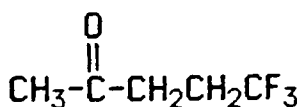
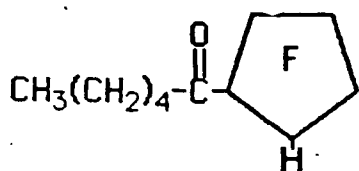
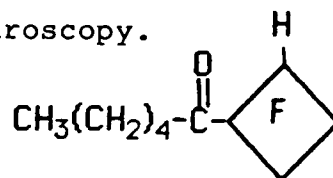
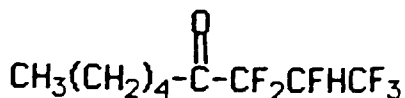
Free-radical additions of ether compounds to fluoroalkenes have been done by previous workers and the chemistry of some of these adducts has been investigated. The following new compounds have been synthesised and identified by g.l.c., mass spect., i.r., and NMR spectroscopy



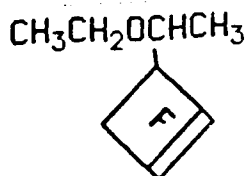
These arose from reaction of the α -(1,2,3,3,3-pentafluoro-1-propenyl) diethylether and α,α -bis(1,2,3,3-pentafluoro-1-propenyl) diethylether which were prepared by dehydrofluorination of diethylether/hexafluoropropene mono-adduct and diethylether/hexafluoropropene di-adduct respectively.

Free-radical additions of mono-functional aldehydes and di-functional aldehydes to fluoroalkenes has produced new ketone compounds with a good yield.

The following new compounds have been synthesised and identified by mass spect., NMR spectroscopy.

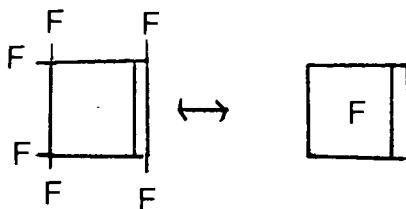


The dehydrofluorination of ether/hexafluorocyclobutene mono-adduct has been investigated and a new diene was produced.



NOMENCLATURE

1. To denote that a compound is fully fluorinated, either a capital 'F' or the prefix 'perfluoro' is included before the chemical name. If a capital 'F' or the prefix 'perfluoro' is included in the middle of a chemical name, this denotes that the part of the compound following the 'F' or 'perfluoro' is fully fluorinated.
2. A capital 'F' within a ring denotes that all unmarked substituents are fluorine, e.g.



CONTENTS

INTRODUCTION		
CHAPTER 1	FREE-RADICAL ADDITION REACTIONS	Page
IA	INTRODUCTION	2
IB	FREE-RADICAL ADDITIONS TO FLUORINATED ALKENES	2
	1. Mechanism of Free-Radical Addition	4
	2. Intermolecular Addition Reactions	7
	3. Intramolecular Addition Reactions	9
	4. Factors Influence on Free-Radical Addition Reaction	11
	(a) Steric effect	11
	(b) Temperature	12
	(c) Resonance	12
	(d) Energy state	13
	(e) Polar effect	15
CHAPTER 2	FREE-RADICAL ADDITIONS OF OXYGEN CONTAINING COMPOUNDS TO FLUORINATED ALKENES	17
IIA	INTRODUCTION	17
IIB	ADDITION OF ETHERS	17
IIC	ADDITION OF ALDEHYDES	21
DISCUSSION		
CHAPTER 3	FREE-RADICAL ADDITION OF ETHERS TO FLUORINATED ALKENES AND THE CHEMISTRY OF THESE ADUCTS	24
IIIA	ADDITION OF ETHERS TO FLUORINATED ALKENES	24

IIIB	DEHYDROFLUORINATION	28
IIIC	NUCLEOPHILIC REACTIONS OF FLUOROOLEFIN ADDUCTS	32
	1. Introduction	32
	2. Nucleophilic Reactions of α (1,2,3,3,3-pentafluoro-1-propenyl) diethylether (42) with Sodium Alkoxide	34
	3. Nucleophilic Reactions of α, α' -bis(1,2,3,3,3-pentafluoro-1-propenyl)diethylether (43) with Sodium Alkoxide	35
	4. Miscellaneous Attempted Nucleophilic Reactions of α, α' -bis(1,2,3,3,3-pentafluoro-1-propenyl) diethylether (43) with Nitrogen Containing Compounds	36
IIID	IDENTIFICATION OF THE PRODUCTS	37
CHAPTER 4	FREE-RADICAL ADDITION OF ALDEHYDES TO FLUORINATED ALKENES	39
IVA	ADDITION OF MONO-FUNCTIONAL ALDEHYDES TO FLUORINATED ALKENES	39
IVB	ADDITION OF DI-FUNCTIONAL ALDEHYDES TO FLUORINATED ALKENES	43
IVC	IDENTIFICATION OF THE PRODUCTS	46
IVD	CONCLUSIONS	47
	EXPERIMENTAL	
	INSTRUMENTATION	48
	REAGENTS	50
	GAMMA RAY INITIATION	50
	THERMAL INITIATION	53

CHAPTER 5	EXPERIMENTAL TO CHAPTER 3	54
VA	GENERAL PROCEDURE	54
	1. X-Ray Initiated Reactions	
	2. Peroxide Initiated Reactions	
VB	ADDITION OF ETHERS	
	(a) Addition of Diethylether to Hexafluorlopropene	55
	(b) Addition of Diethylether to Hexafluorocyclobutene	55
	(c) Addition of Diethylether to Octafluorocyclopentene	56
VC	DEHYDROFLUORINATIONS	
	(a) Di(1-methyl-2,2,3,4,4,4-hexafluorobutyl) ether (33)	57
	(i) Using Potassium Hydroxide	57
	(ii) Using Potassium Fluoride	57
	(iii) Using Potassium Hydroxide in diglyme	58
	(iv) Using Triethylamine	59
	(b) 1-Methyl-2,2,3,4,4,4-hexafluorobutyl ethyl ether (32)	59
	(i) Using Potassium Hydroxide	59
	(c) 1-Methyl-2-H-perfluorocyclobutyl ethyl ether (34)	60
	(i) Using Triethylamine	60
	(ii) Using Sodium Methoxide	60
	(iii) Using Caesium Fluoride	61

VD	NUCLEOPHILIC REACTIONS OF FLUOROOLEFIN ADDUCTS	62
	1. Nucleophilic Reactions of α -(1,2,3,3,3-pentafluoro-1-propenyl) Diethylether (42) with Sodium Alkoxide	62
	(i) With sodium methoxide	62
	(ii) With sodium propoxide	62
	(iii) With sodium butoxide	63
	2. Nucleophilic Reactions of α, α' -bis(1,2,3,3,3-pentafluoro-1-propenyl) Diethylether (43) with Sodium Alkoxide	64
	(i) With sodium methoxide	64
	(ii) With sodium ethoxide	64
	(iii) With sodium propoxide	65
	(iv) With sodium butoxide	65
	3. Attempted Nucleophilic Reactions of α, α' -bis(1,2,3,3,3-pentafluoro-1-propenyl) Diethylether (43) with Nitrogen Containing Compounds	
	(i) With diethylamine	66
	(ii) With ethylenediamine	67
CHAPTER 6	EXPERIMENTAL TO CHAPTER 4	68
VIA	THE ADDITION OF MONO-FUNCTIONAL ALDEHYDES TO FLUORINATED ALKENES	
	1. Addition of Acetaldehyde to Hexafluoropropene	68
	2. Addition of Hexanal to Hexafluoropropene	68

3. Addition of Trimethylacetaldehyde to Hexafluoropropene	69
4. Addition of 3-Cyclohexylpropanal to Hexafluoropropene	69
(i) γ -Ray Initiation	
(ii) Peroxide Initiation	
5. Addition of Hexanal to Hexafluorocyclobutene	70
6. Addition of Hexanal to Octafluorocyclopentene	70
7. Addition of Acetaldehyde to 3,3,3-Trifluoropropene	71
8. Attempted Addition of Monodecanal to Hexafluoropropene	71
(i) Without solvent	
(ii) With Acetone	
9. Attempted Addition of Trans-2-heptenal to Hexafluoropropene	72
(i) γ -Ray Initiation	
(ii) Peroxide Initiation	
10. Attempted Addition of 6-Heptenal to Hexafluoropropene	73
(i) Without Solvent	
(ii) With Acetone	

VI	THE ADDITION OF DI-FUNCTIONAL ALDEHYDES TO	
	FLUORINATED ALKENES	74
	1. Addition of 1,8-Octanedial to Hexafluoropropene	74
	2. Addition of 1,12-Dodecanedial to Hexafluoropropene	74
	(i) X-Ray Initiation	
	(ii) Peroxide Initiation	
	3. Addition of 1,8-Octanedial to Hexafluorocyclobutene	75
	4. Addition of 1,12-Dodecanedial to Hexafluoropropene	75
	(i) X-Ray Initiation	
	(ii) Peroxide Initiation	
	5. Addition of 1,8-Octanedial to Octafluorocyclopentene	76
	6. Addition of 1,12-Dodecanedial to Octafluorocyclopentene	77
	(i) X-ray Initiation	
	(ii) Peroxide Initiation	
	APPENDIX NMR	78
	APPENDIX MASS SPECT	110
	APPENDIX I.R.	143
	REFERENCES	160

INTRODUCTION

CHAPTER ONE

FREE RADICAL ADDITION REACTIONS

I A Introduction

An extensive number of books and papers have been published on the subject of organo flourine compounds and their unique chemistry 1 - 6, because the replacement of hydrogen by fluorine in organic molecules can lead to compounds which display unique physical and chemical properties. These properties result from a variety of factors, notably (a) the small size of fluorine (Van der Waals radius, 1.35 A), (b) the high electronegativity of fluorine (Pauling Scale, 4.0), (c) the presence of unshared electron pairs on fluorine and (d) the high bond strength of C-F (116 Kcal/mole sq). Properties such as high thermal and chemical stability, and biological activity have resulted in a diversity of applications for organic fluorine compounds. These compounds do not occur naturally but have found a wide range of applications.

Table 1 summarises a number of the applications of highly fluorinated compounds and gives an example of each. All the compounds in this category have high thermal and chemical stability, importantly, and low toxicity.

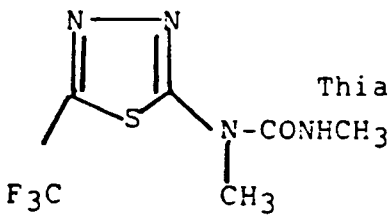
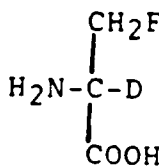
Table 2 summarises the low fluorinated compounds. These, in contrast to highly fluorinated due, in part to the fact

that compounds bear a certain similarity to natural products (e.g. nucleobases, steroids and amino acids).

Table 1 Highly fluorinated compounds

APPLICATION	COMPOUNDS
Fire Extinguishers	Bromofluoroalkenes e.g. CF_3Br
Blood Substitutes	Perfluorinated cycloalkanes
Polymers e.g. lubricants	Polytetrafluoroethylene P.T.F.E.
Refrigerants	Chlorofluorocarbons e.g. CF_2Cl_2

Table 2 Low fluorinated compounds

APPLICATION	COMPOUNDS
Plant protection	 <p style="text-align: right;">Thiazafluon</p>
Pharmaceuticals	 <p style="text-align: right;">'DFA' a cell wall active antibiotic</p>

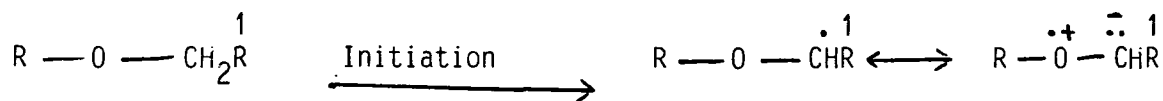
Clearly, development of techniques for introducing of fluorine or fluorocarbon groups into organic molecules is of great significance.

I B Free-Radical Additions To Fluorinated Alkenes.

In this laboratory, we have a continuing interest in free-radical addition reactions of carbon centred radicals to fluorinated alkenes 7,8. Radicals stabilised by an adjacent oxygen (e.g. ethers, alcohols) or nitrogen (e.g. amines, amides) are nucleophilic in character and are therefore ideally set up to react with electrophilic fluorinated alkenes. Thus, such reactions in effect utilize carbon-hydrogen bonds as a functional group.

1. Mechanism of Free-Radical Addition

The generalised process for the free-radical reactions can be described as shown below using normal terminology describing the various steps. Scheme 1 below uses the free-radical addition of an ether to an alkene in order to explain the mechanistic steps.



(1)

- (ii) Propagation step consists of the addition of radical (1) to an alkene which will be from an intermediate radical (2)

The orientation of addition of radical (1) to an unsymmetrically substituted alkene depends on a complex interplay of steric effects, polar effects, stability of the produced radical, and strength of the forming bond 7.

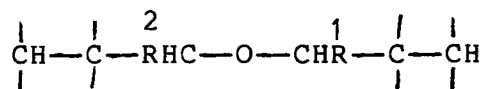
- (iii) Chain - Transfer step consists of the abstraction of a hydrogen atom from the ether substrate by the radical (2) to form the product (3) This step also regenerates the initial radical (1)

- (iv) Telomerisation step is a frequent side reaction where the radical (2) adds to another alkene molecule to form telomers (4) rather than abstract a hydrogen atom from either substrate.

The nature of the alkene and the ratio of ether to an alkene are very important to know which step will occur.

- (v) Chain - Termination Step is termed a mono-adduct (3) and further alkene molecule will form di-adduct if the ether contains more than one easily abstractable hydrogen atom.

e.g. If $R = \overset{2}{\text{RCH}_2}$ then di-adduct (5) could be formed.

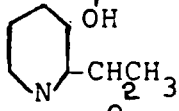
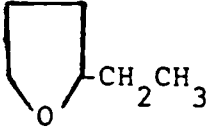


2. Intermolecular Addition Reactions.

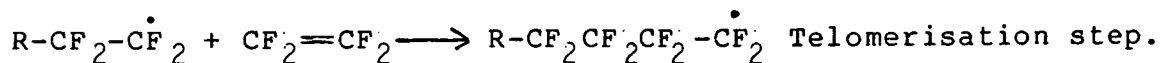
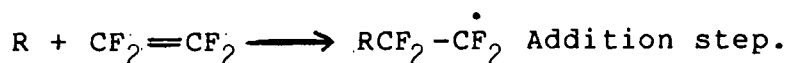
Many free-radical addition reactions have been reported since the 1940's and addition of alkane, aldehyde, ketone, amine and ethers to hydrocarbon olefins via free-radical reaction are well established 7,8.

Table 3 summarises a number of free-radical addition reactions to ethylene.

Table 3 Free-Radical Addition to Ethylene

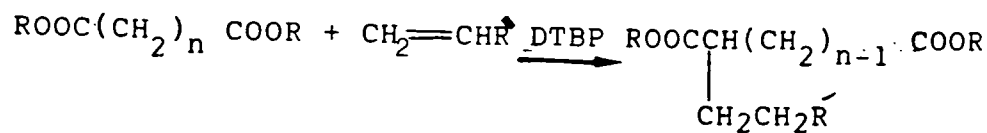
Substrate	Method of Initiation	Product	Reference
CHCl ₃	Bz ₂ O ₂	CCl ₃ CH ₂ CH ₃	[9,10]
Trimethyl-acetaldehyde	gamma	$ \begin{array}{c} \text{CH}_3 \quad \text{O} \\ \quad \\ \text{CH}_3 - \text{C} - \text{C} - \text{CH}_2\text{CH}_3 \\ \\ \text{CH}_3 \end{array} $	[11]
Ethanol	DTBP	$ \begin{array}{c} \text{CH}_3\text{CH}_2\text{CHCH}_3 \\ \\ \text{OH} \end{array} $	[12]
Piperidine	DTBP		[13]
Methyl formate	DTBP	$ \text{CH}_3\text{CH}_2 - \overset{\text{O}}{\parallel} \text{C} - \text{OCH}_3 $	[14,15]
Tetrahydrofuran	Thermal		[16]

But the addition to fluorinated olefins has been known since 1948, 17. In most common radical systems involving nucleophilic radicals, electron deficient fluorinated olefins are ideal for addition reactions and their use has been reported 18. Some complexity with many olefins (e.g. tetrafluoroethane) is a frequent side reaction where the substrate radical adds to another fluoroolefin molecule to form telomers. The addition of hexafluoropropene does not give any telomeric product, so,



it is an ideal olefin for the synthesis of functional fluorocarbons.

Some reactions have been reported on the addition of electrophilic radical to hydrocarbon olefins, for example, the addition of di-carboxylic acid 19.



R= H, CH₃, Et

(6)

R' = Alkyl

n = 1, 2, 4, 7, 8 .

3. Intramolecular Addition Reactions

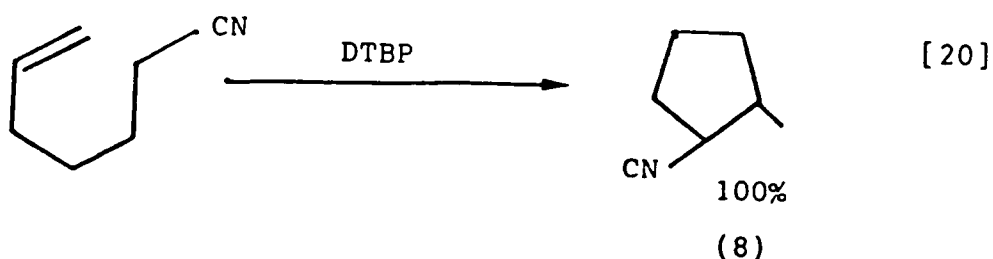
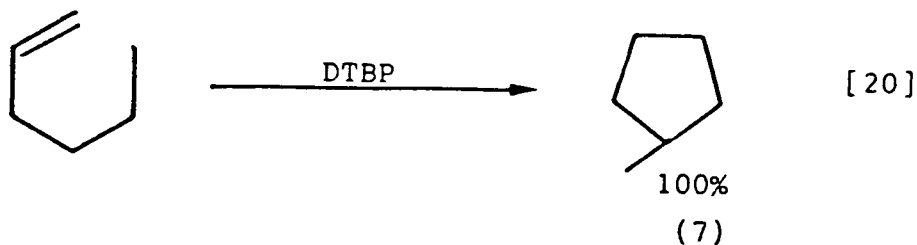
Free-radical addition to carbon-carbon double bonds can also occur by a process of intramolecular addition reactions, to produce cyclic products. Radical cyclization is becoming increasingly important in mechanistic and synthetic organic chemistry.

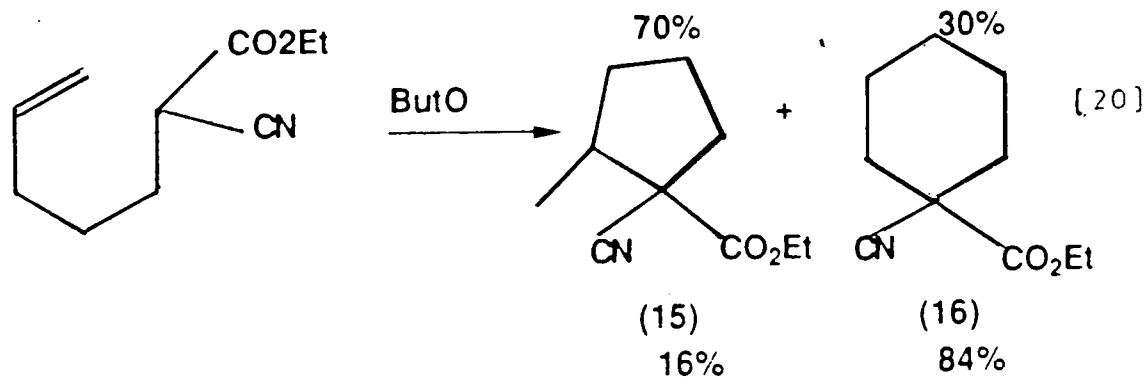
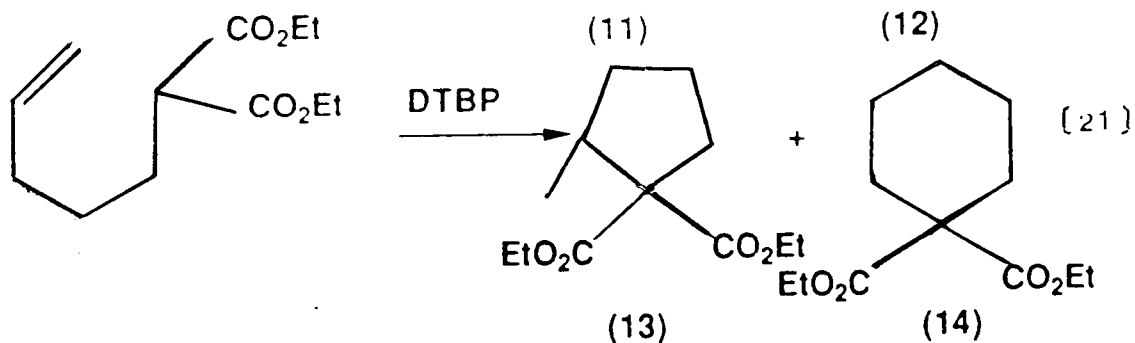
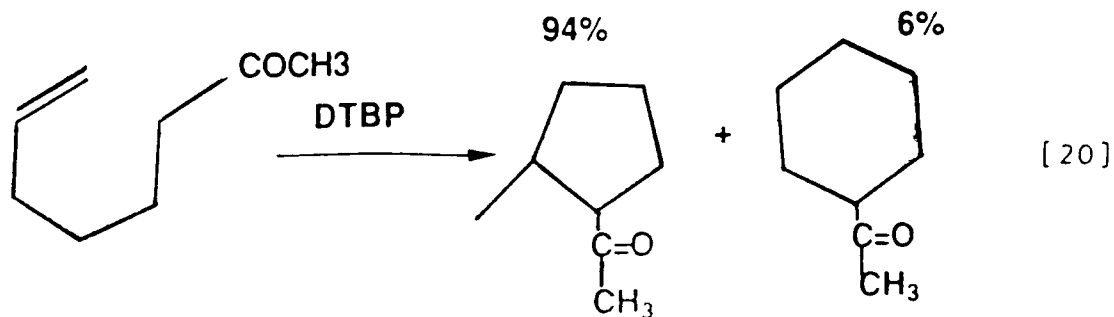
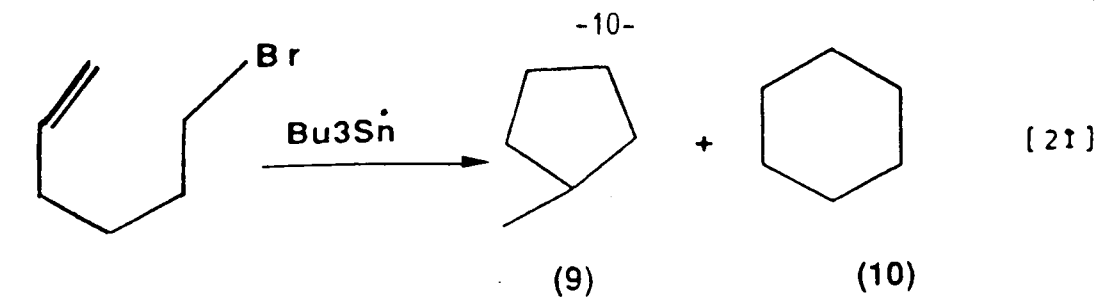
The dominant system in this sort of reaction is the forming of 5 -or 6-membered ring.

The size of ring formed is controlled by both thermodynamic and kinetic factors and having a strong background in these factors is very important in order to choose the conditions which are suitable for the required ring size.

Production of a 6-membered ring involves addition of the unsubstituted end of the double bond and it will produce a more stable secondary radical.

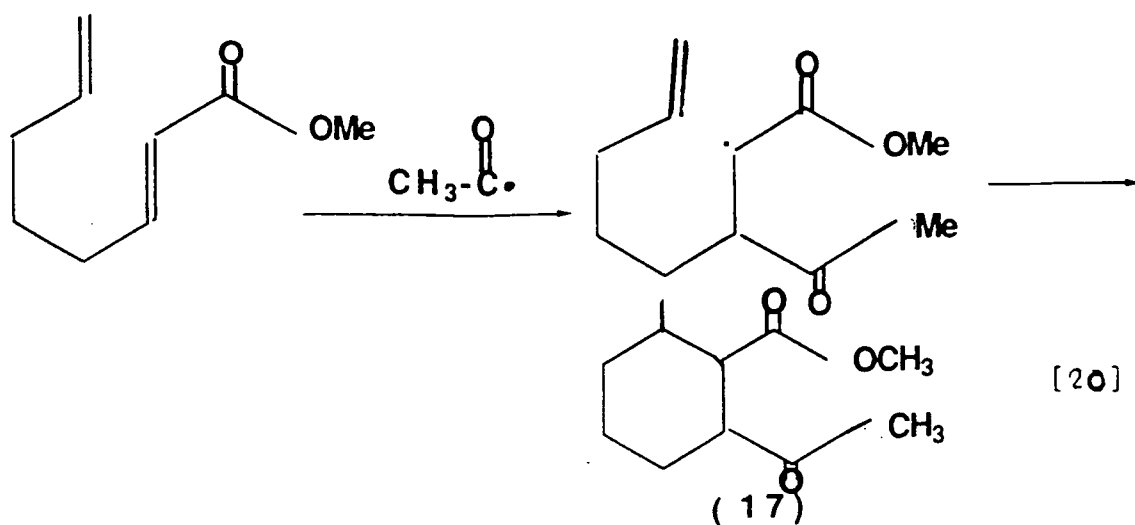
The variability of ring size produced can be built by the cyclization of a series of stabilized 5-hexenyl radicals.





The above examples show an increasing preferential formation of 6-membered ring with increasing stability of the radicals and decreasing reactivity of the radicals, because the radical stabilized with electron-withdrawing substituents adjacent to the unpaired electron.

The cyclization process could happen by the addition of a radical to a suitable diene, for example, the addition of acetaldehyde to ester 20 (17)



4. Factors Influencing Free-Radical Addition.

(a) Steric Effects.

It has been observed that steric effects have an important function in a number of free-radical addition reactions, for example, the stereochemistry of the chain-transfer step in the addition reactions of free-radicals to norbornylene 22. It seems to be controlled by the availability of unhindered solid angle of approach which permits chain transfer readily from the exo side, but not easily from the endo side and in common, cis addition frequently occurs in this case.



(b) Temperature.

It has been observed that changes in temperature have a deep effect on a free-radical reaction.

This effect comes from the low activation energies of many propagation steps where an increase in temperature may increase the rate violently. On the other hand, a change in temperature may often open the door to competition by other reactions. For example, if the propagation step is reversible, an increase in temperature will decrease the concentration of the free-radical intermediate and slow the reaction down as far as the rate of formation of product in chain transfer step.

(c) Resonance.

It was found that if the radical product in the propagation step is quite stable then it will exhibit a reluctance to continue on into chain transfer, either with the substrate R-H or with olefin in telomer formation. This reluctance comes from two sources: (a) a higher activation energy for chain transfer is the usual consequence of high radical stability and (b) the inability of a highly stabilized radical to acquire energy sufficient to break a relatively strong R-H bond.

It is obvious that the radical acquires enough stability through normal resonance and hyperconjugation. The free electron is highly delocalized in conjugated structures and if the system provides sufficient delocalization, the radical

may become so stable that it refuses to react at all. Similarly, the evidence of electron spin resonance (ESR) spectroscopy indicates that hyperconjugation is extraordinarily effective in stabilizing radicals.

(d) Energy state

It is becoming increasingly evident that the energy considerations in free-radical reactions have been too often neglected in the past, and that small differences in the energies of various intermediates or the steps that produce them in a chain process may have a profound effect on the course of the reaction. For example, the addition of R' to an olefin will produce radicals containing the entire energy of the new R-C bond. If this energy cannot be spread out through the structure of the intermediate radical fairly quickly, or dissipated by collisions, then the bond will dissociate to starting material R' and olefin. The reversibility, as a reflection of a lack of effective energy dissipation, will vary with the structure of the olefin. Thus some additions of R' to olefin will be highly reversible and others not at all.

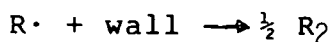
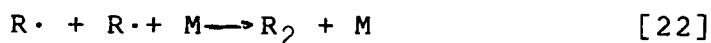
Again, the resonance energy of the intermediate radical R-C-C', will determine the reactivity and lifetime of that radical. If there is considerable resonance stabilization, then R-C-C' will build up in the termination step of the chain process by dimerization or disproportionation

$$\begin{array}{c}
 \begin{array}{c} | | | \\ \text{R-C-C}^{\bullet} \\ | | \end{array} \longrightarrow \begin{array}{c} | | | | | \\ \text{R-C-C-C-C-R} \\ | | | | \end{array} \text{ or } \begin{array}{c} | | \\ \text{R-C=C-H} \\ | | \end{array} + \begin{array}{c} | | \\ \text{R-C-C-} \\ | | \end{array} \quad [22]
 \end{array}$$

| |
If R-C-C' is very reactive, and therefore very short-lived,
 | |
the termination will probably take a different path, such as
the dimerization of R with a corresponding change in the
kinetics of the process.

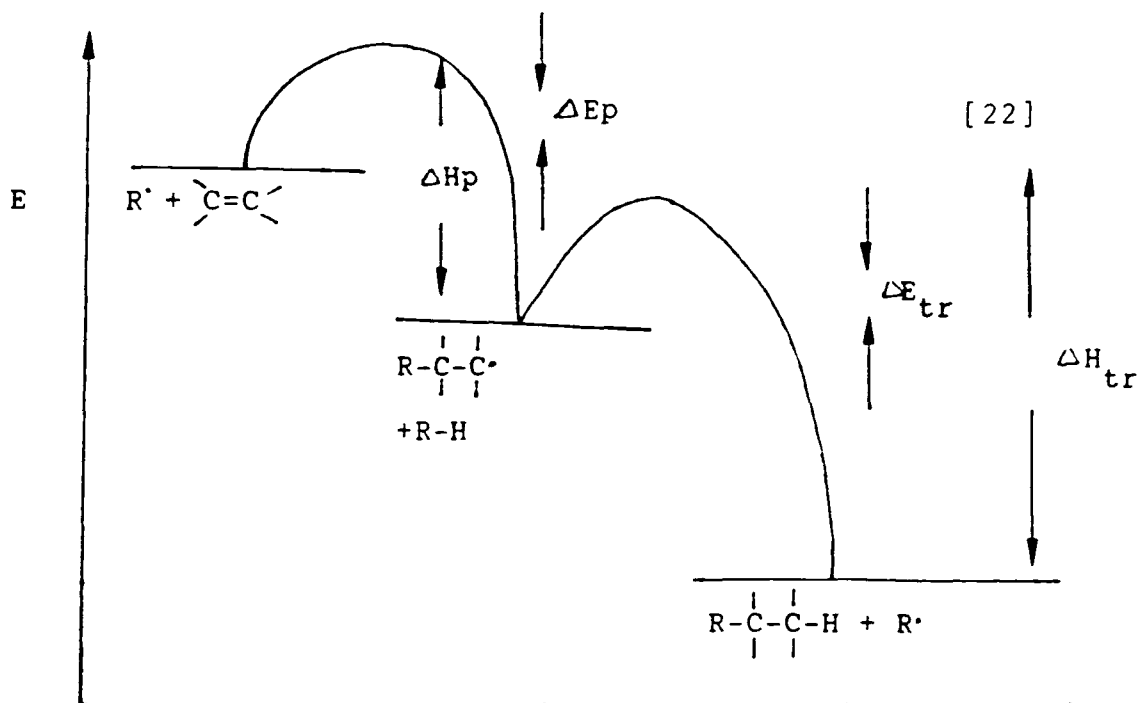


Here, too, energy states and energy dissipation function, for the dimerization of R. when R is an atom or a small molecule, leave R with a considerable excess of energy, and often this sort of dimerization requires either a third body to carry off the energy or it takes place on the wall of the container, with different kinetics for each.



All of these, plus other considerations must go into the process of comprehending the details of an addition reaction mechanism. The total reaction can then be summed up thermodynamically in an energy-reaction coordinate diagram, of which Figure 1 is an example.

In the understanding of an addition reaction, the activation energies, heats of reactions, and entropy changes of each step and in both directions, will then constitute a fairly good description.



Reaction coordinate

Figure 1: Energy-reaction coordinate diagram

(e) Polar Effect

Polar effects in a free-radical additions have not often been observed. That is coming for many reasons. First, the free radical, lacking a formal charge, is less subject to the dipolar action of the solvent; and second, many of the free radicals that have been studied are most extensively 22 reactive that the types of solvents that may be employed are severely limited. Also, solvent effects may tend to cancel out in that the the solvation of an intermediate radical such as $\begin{matrix} | & | & | \\ R-C-C\cdot \\ | & | & | \end{matrix}$, which will reduce the activation energy needed to produce it, may be counterbalanced by solvation of the attacking radical $R\cdot$ with consequent loss of its reactivity. In any case, relatively few examples of polar effects in radical addition reactions are documented.

CHAPTER TWO
FREE-RADICAL ADDITIONS
OF OXYGEN CONTAINING COMPOUNDS
TO FLUORINATED ALKENES

CHAPTER 2

FREE RADICAL ADDITIONS OF OXYGEN CONTAINING COMPOUNDS
TO FLOURINATED ALKENES.

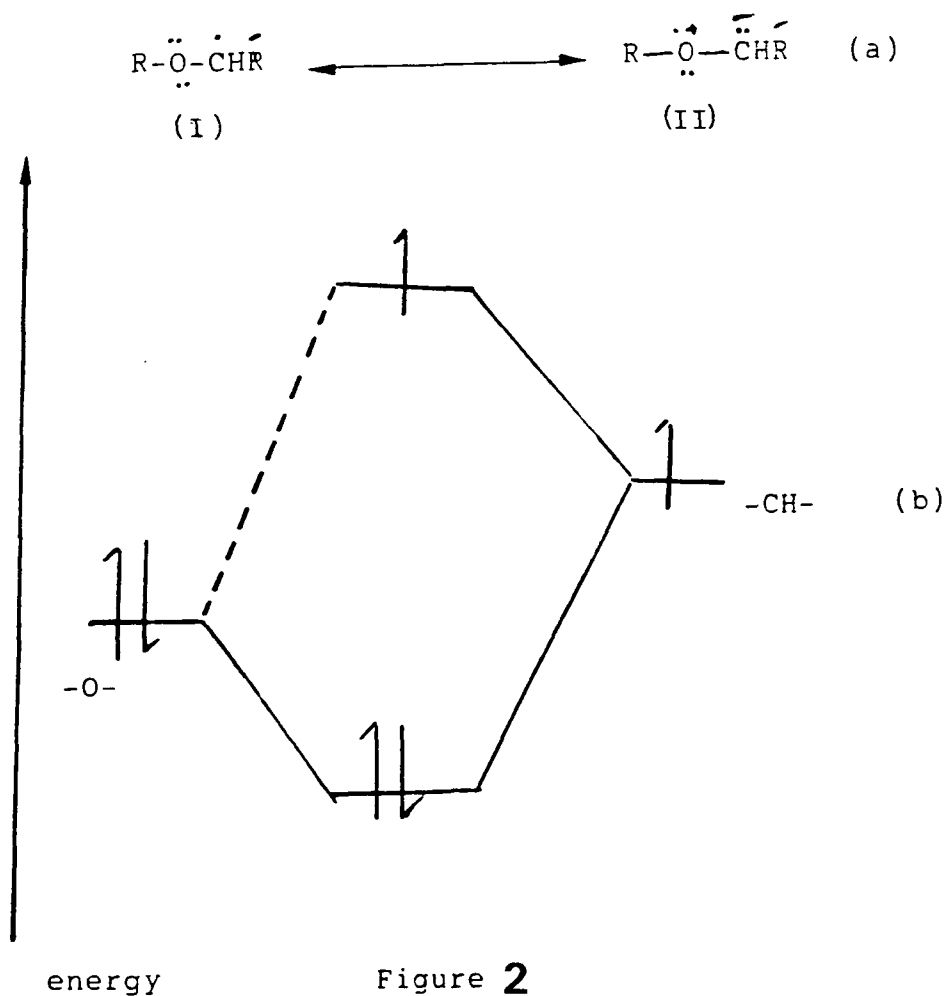
II A INTRODUCTION.


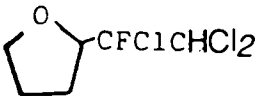

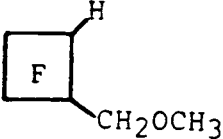

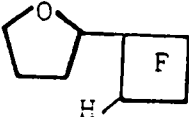

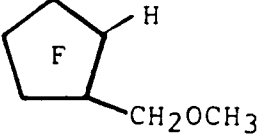

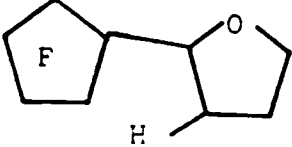
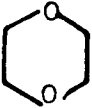
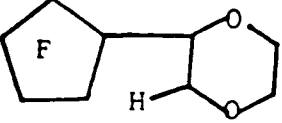
The majority of recent work on free radical addition reactions of functional compounds to fluoroalkenes has concentrated on oxygen-functional substrates. A variety of oxygen containing systems have been added and have been documented in the past 18, 28, 29, 31-38. The work in this study is the addition of ethers, and aldehydes to fluorinated alkenes and the chemistry of these adducts.

II B ADDITION OF-ETHERS.

An excellent series of papers 23-27 reporting the results of investigating the addition of ethers to fluorinated alkenes via a chain mechanism was described on page two. The reaction may be initiated thermally by the use of chemical initiators, by high energy radiation such as gammar rays, or photo-chemically.

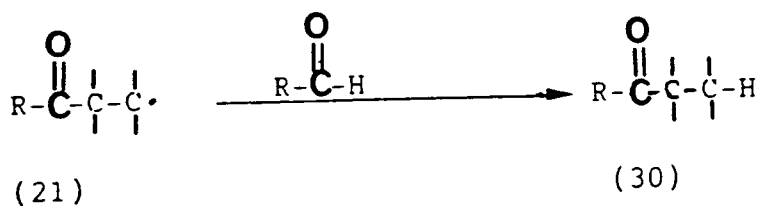
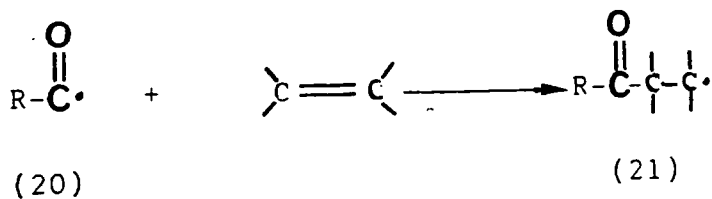
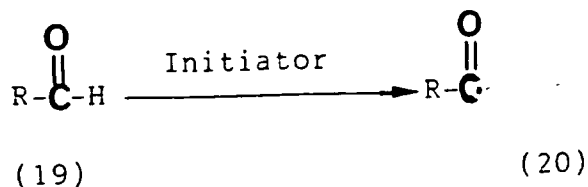
In the formation of the ether radical (I) is energetically favourable due to the stabilisation of the resulting radical by the adjacent oxygen atom. This stabilization comes from the interactions shown in Figure 2.



Alkene	Ether	Method of Initiation	Product	reference
$\text{CF}_3\text{CF}=\text{CF}_2$	RfCF_2OEt	gamma	$\text{RfCF}_2\text{OCH}(\text{CH}_3)\text{CF}_2\text{CFH}-$ CF_3 $\text{Rf} = \text{CHF}_2, \text{CHFC1},$ CHCL_2	30
$\text{CFC1}=\text{CCl}_2$		gamma		24
$\text{CFC1}=\text{CFC1}$	$(\text{C}_2\text{H}_5)_2\text{O}$	gamma	$\text{CH}_3\text{CHOCH}_2\text{CH}_3$ CFC1CFHC1	24
	$(\text{CH}_3)_2\text{O}$	gamma, DBP		29
"		gamma		28
	$(\text{CH}_3)_2\text{O}$	gamma		29
"		gamma		28
"		gamma		28

II C ADDITION OF ALDEHYDES

The addition of an aldehyde to an olefin results in the formation of a ketone.



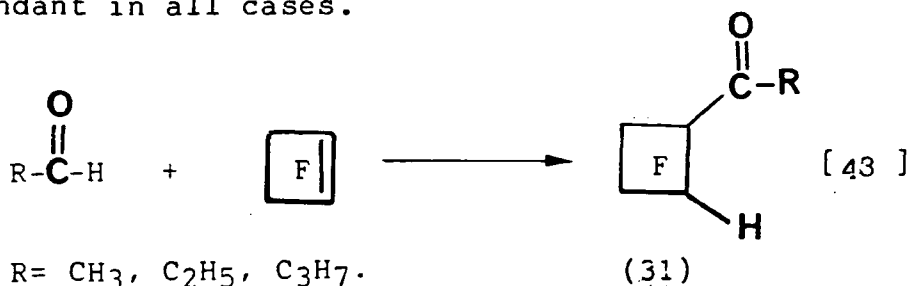
The reactivity is accounted for by stabilization, involving the adjacent oxygen lone pair of electrons in an analogous manner to that with ethers.

A series of reactions of aldehydes with fluorinated alkenes results in fluorinated ketone which have been obtained by gamma radiation-initiated 23, 24, 39-45 and peroxide 46-47.


In some cases, the yield of 1:1 adducts are fairly good.

With simple olefins such as ethylene, telomer formation does occur.

Cyclic olefins react readily with aldehydes, for example, hexafluorocyclobutene reacted readily with aldehydes 43, the yield of 1:1 adduct increasing the size of R. As in the corresponding alcohol additions 43 two stereoisomers of (31) were produced and once again the trans isomer was more abundant in all cases.


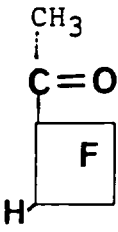

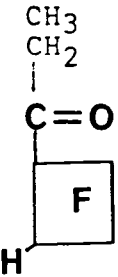

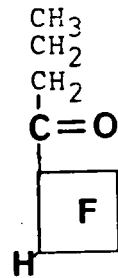

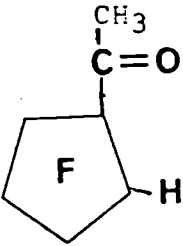


A side reaction which tends to lower the yields of ketone is the decarbonylation of an acyl radical.



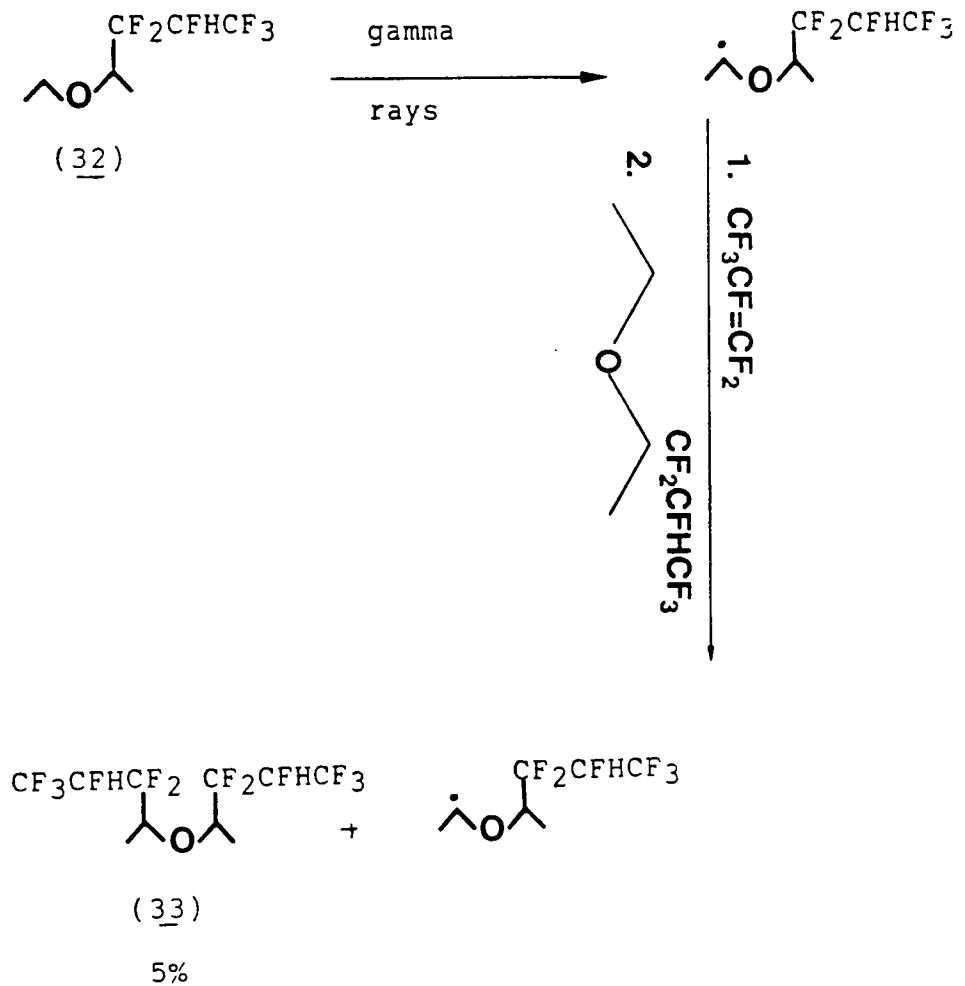
Substitution of the α -carbon atom increases the possibility of the elimination of carbon monoxide from the acyl radical. In some cases, such as tri-methylacetaldehyde, breakdown is complete. The elimination is temperature-dependent and becomes appreciable even with the normal aldehydes at temperatures above 100⁰C 43.

Table 5 The Addition of Aldehydes Via Free-Radical

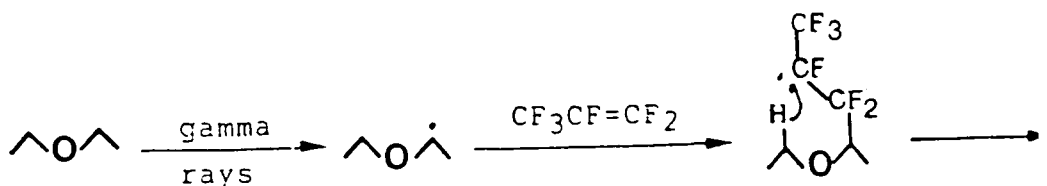
Aldehydes	Alkenes	Method of Initiation	Product	Ref.
$\text{CH}_3-\overset{\text{O}}{\parallel}{\text{C}}-\text{H}$		gamma, peroxide		27, 53
$\text{CH}_3\text{CH}_2-\overset{\text{O}}{\parallel}{\text{C}}-\text{H}$		gamma		27
$\text{CH}_3\text{CH}_2\text{CH}_2-\overset{\text{O}}{\parallel}{\text{C}}-\text{H}$		gamma		27
$\text{CH}_3-\overset{\text{O}}{\parallel}{\text{C}}-\text{H}$		gamma, peroxide		53

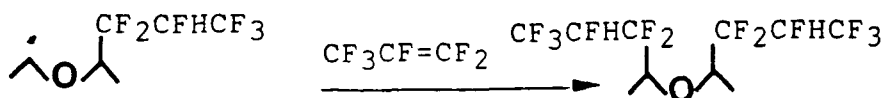
DISCUSSION

A previous worker 48 has shown that the addition of adduct (32) to hexafluoropropene gave low conversion to the di-adduct (33).



It was believed that the production of di-adduct (33) in good yield is coming from the intramolecular 1,5 hydrogen transfer.

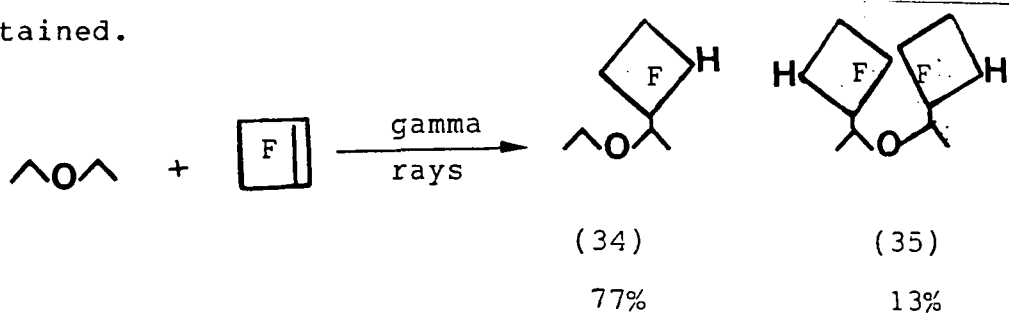




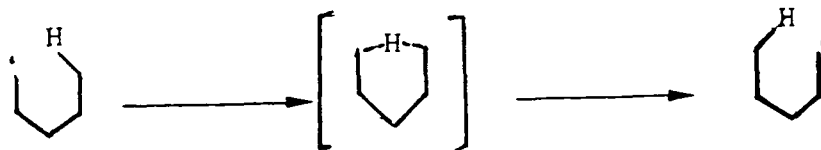
(33)

2. Addition of Diethylether to Hexafluorocyclobutene.

The addition of diethylether to hexafluorocyclobutene occurs very readily using γ -ray initiation. High yields were obtained. A mixture of trans-cis-isomers was also obtained.



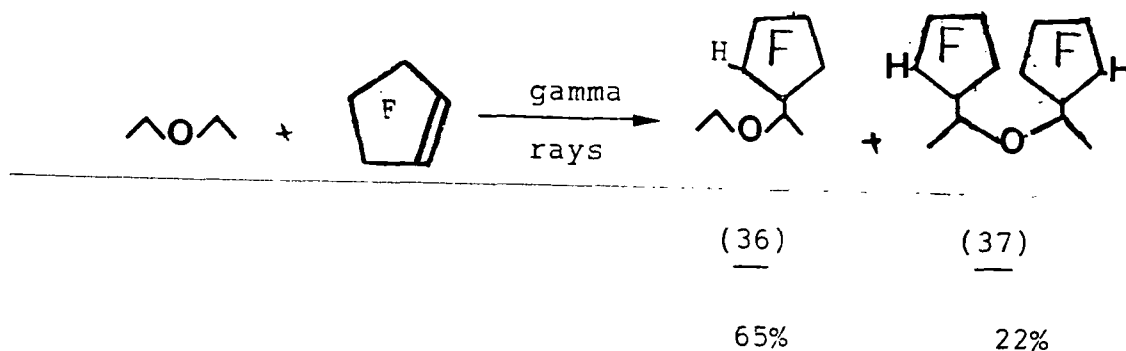
It was believed that F-cyclobutene does not favourably undergo the 1,5-hydrogen transfer step. The hydrogen transfer process, both inter- and intramolecular mechanism, is well documented 49 and is generally believed to occur through a linear transition state.



It is obvious that with F-cyclobutene, the strained 4-membered ring is not flexible enough to allow a linear transition state to form easily and hence mainly mono-adduct (34) is formed.

3. Addition of Diethylether to Octafluorocyclopentene.

The addition of diethylether to octafluorocyclopentene which was initiated by gamma rays and gave a high yield of products.

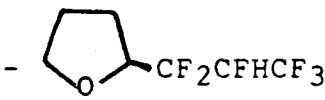
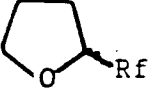


It is clear that F-cyclopentene has more tendency than F-cyclobutene to undergo the 1,5-hydrogen transfer. So, we obtained a little more of the di-adduct in the addition of diethylether to octafluorocyclopentene.

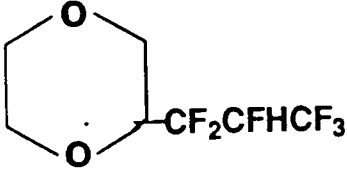
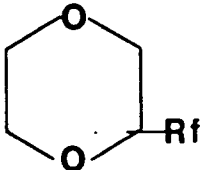
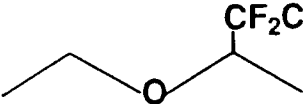
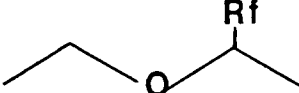
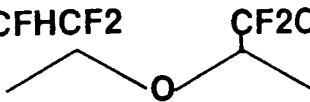
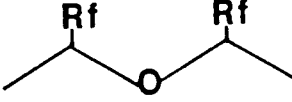
III B DEHYDROFLUORINATION

The dehydrofluorination of ether/hexafluoropropene mono-adducts have been prepared by other workers 31, 35, 49 with varying yields (Table 6)

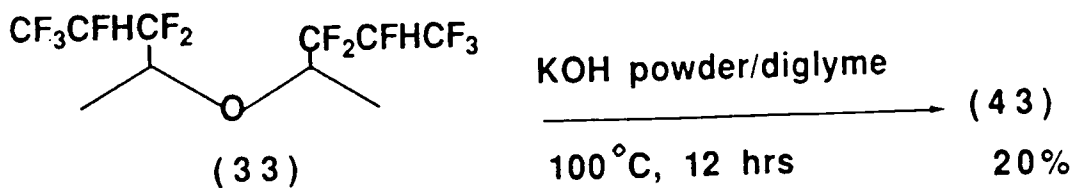
Table 6

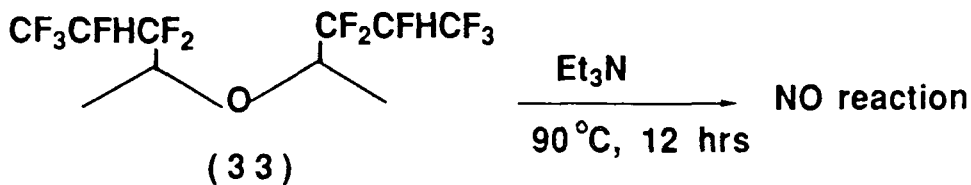
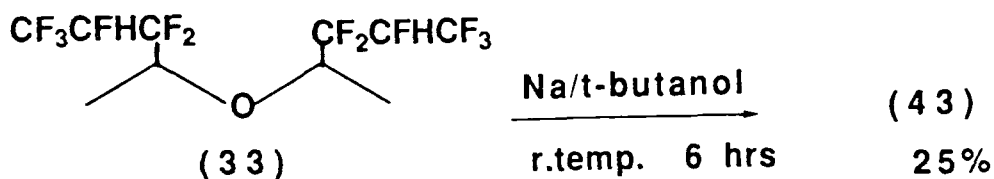
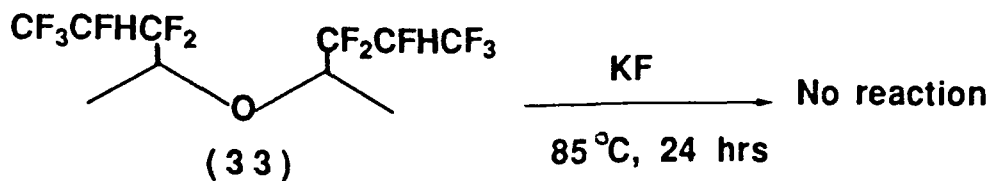
Ether adducts	Conditions	Product	Ref.
 - <u>(38)</u>	KOH Powder, 150°C, 7.5hr	 47% <u>(39)</u>	[49]
- <u>(38)</u>	KOH Powder, reflux, 2hrs	<u>(39)</u> , 75%	[31]
- <u>(38)</u>	KOH Powder, diglyme, 120°C, 8 hrs	<u>(39)</u> , 75%	[35]
- <u>(38)</u>	Na/t-butyl alcohol, 25°C 7 hrs.	<u>(39)</u>	[35]

Rf = CF = CFCF₃

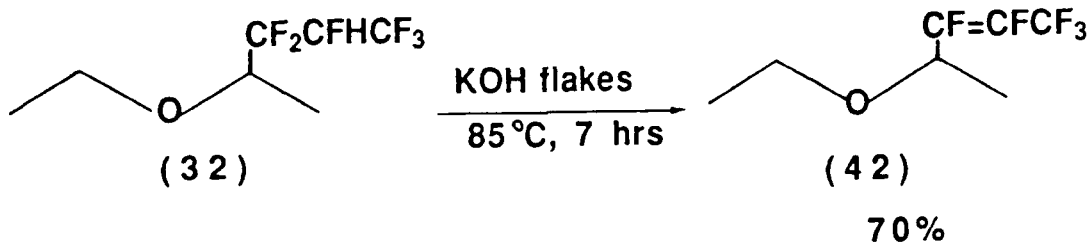
Ether adduct	Conditions	Product	Ref.
 <p>(40)</p>	KOH Powder 150°C, 7.5 hrs .	 <p>(41) 21%</p>	[49]
 <p>(32)</p>	KOH Pellets 85°C, 7hrs	 <p>(42) 78%</p>	[50]
 <p>(33)</p>	KOH Pellets 85°C, 15hrs., 130°C, 1hrs	 <p>(43) 60%</p>	[50]

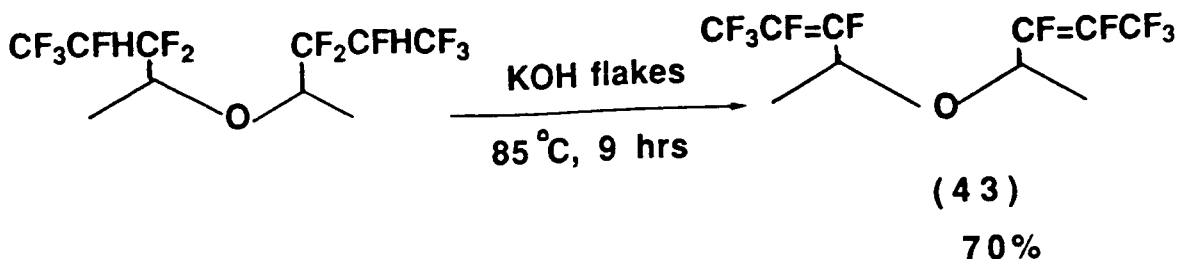
In this study some attempts to dehydrofluorinate (33) di-adducts using potassium fluoride, potassium hydroxide in diglyme, sodium/t-butanol and triethylamine yielded very low conversion to product, or just starting materials were recovered.





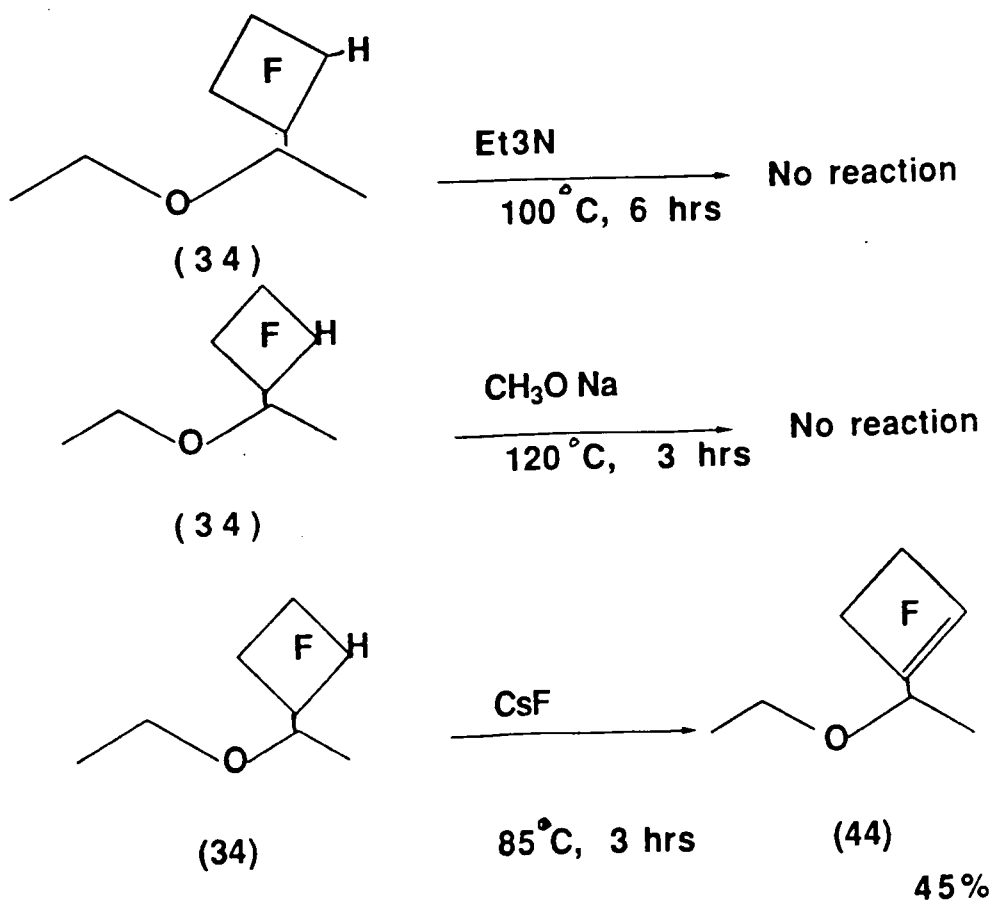
We obtained dehydrofluorination of the mono-adduct (32) and di-adduct (33) by using potassium hydroxide pellets which was improved by a previous worker 50, in order to get enough material of these adducts to do some chemistry on them.





Also, in this study a successful attempt to dehydrofluorinate diethylether/hexafluorocyclobutene mono-adduct (34) was carried out by heating the mono-adduct (34) with caesium fluoride in a sealed system.

In contrast, other attempts to dehydrofluorinate (34) using triethylamine and sodium methoxide proved unsuccessful, even at elevated temperatures.

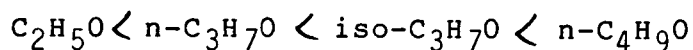


III C NUCLEOPHILIC REACTIONS OF FLUOROOLEFIN ADDUCTS

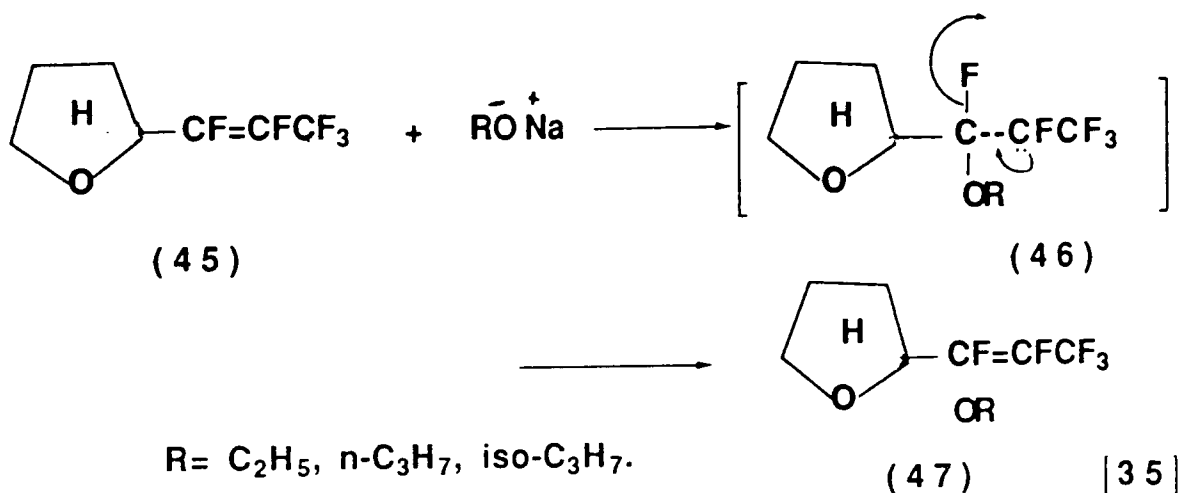
1. Introduction

Nucleophilic reactions of perfluoro- and chloroolefins containing two to four carbon atoms in the molecule have been reported in numerous publications 51. These olefins combine readily, preferably in the presence of basic catalysts, with alcohols, thiols, and phenols to give saturated ethers as major or sole products.

Some unsaturated ethers formed by replacement of vinylic fluorine by alkoxy or aryloxy groups were obtained occasionally in the reactions of alcohols with fluoroolefins 1,35. The tendency of unsaturated ethers to form at the expense of adducts, observed in the reactions with perfluoroisobutene 1, increases with the rise in basicity of the attacking alkoxy anion, viz.,



It has been reported 6 that, in nucleophilic reactions with internally branched perfluoroolefins, there is a definite tendency to form unsaturated products as a result of the rising stability of the carbanionic intermediate involved (46)



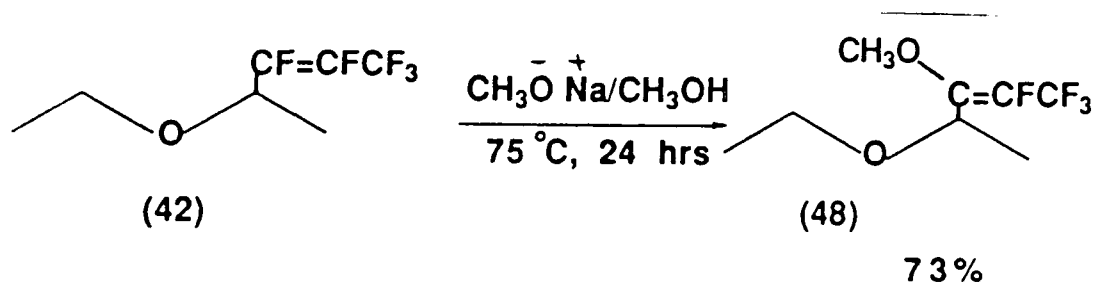
The reversal of the distribution of products in the above reactions as compared with the analogous reactions of perfluoropropene, which yielded saturated adducts mainly 1,52 can be rationalised in terms of the relative abilities of the possible carbanionic intermediate (46) to eject the fluoride ion and producing unsaturated adducts (47), rather than of their stabilities.

This study set out to describe the results of the reactions of various alcohols with α - (1,2,3,3,3-pentafluoro-1-propenyl) diethylether (42) and $\alpha \rightarrow \bar{\alpha}$ - bis (1,2,3,3,3-pentafluoro-1-propenyl) diethylether (43) which were prepared by dehydrofluorination of 1-methyl-2,2,3,4,4-hexafluorobutyl ether (32) and di(1-methyl-2,2,3,4,4,4-hexafluorobutyl) ether (33) respectively.

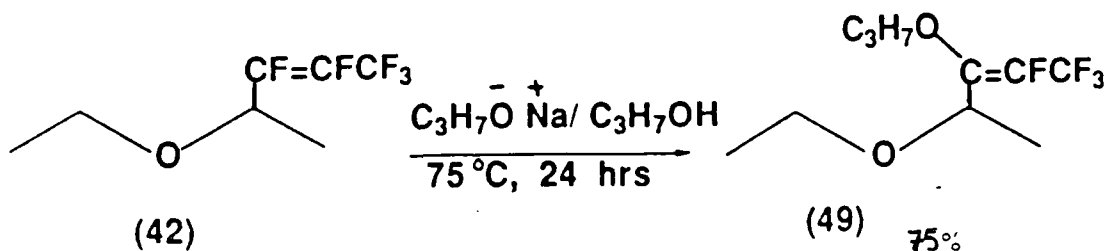
2. Nucleophilic reactions of α -(1,2,3,3,3-pentafluoro-1-propenyl) diethylether (42) with sodium alkoxide

α - (1,2,3,3,3-pentafluoro-1-propenyl) diethylether (42) reacted with sodium alkoxide in parent alcohol solutions to give mixtures of isomers Z and E of 1-alkoxy-1-(1-ethoxyethyl)-tetrafluoropropene as a sole product in a good yield.

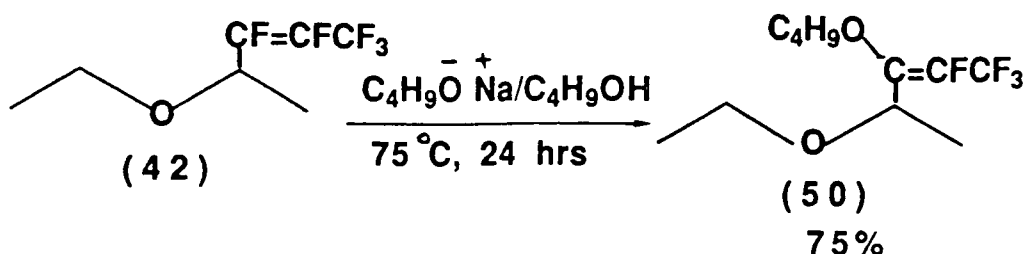
With sodium methoxide in solution (42) gave 1-methyl-methoxy-1-(1-ethoxyethyl)-tetrafluoropropene (48) as sole product.



Similarly sodium propoxide (42) gave 1-propoxy-1-(1-ethoxy-ethyl)-tetrafluoropropene (49)

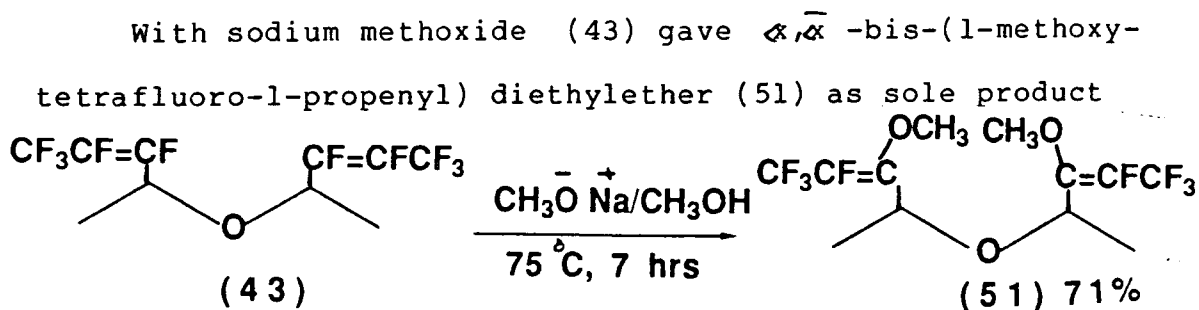


with sodium butoxide (42) gave 1-butoxy-1-(1-ethoxyethyl)-tetrafluoropropene (50)

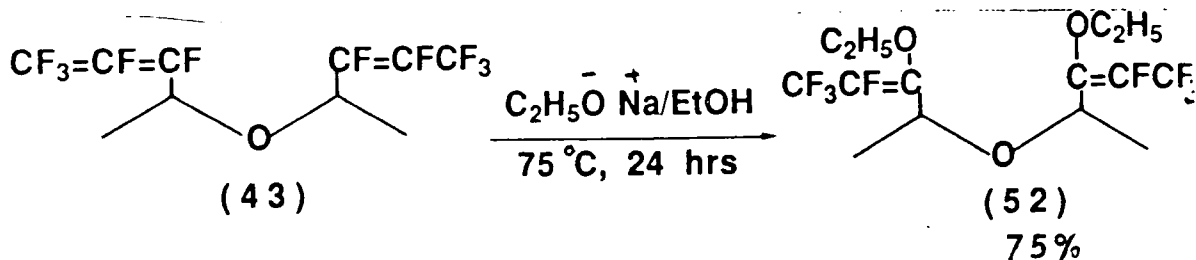


3. Nucleophilic reactions of $\alpha, \bar{\alpha}$ -bis (1,2,3,3,3-pentafluoro-1-propenyl) diethylether (43) with sodium alkoxide.

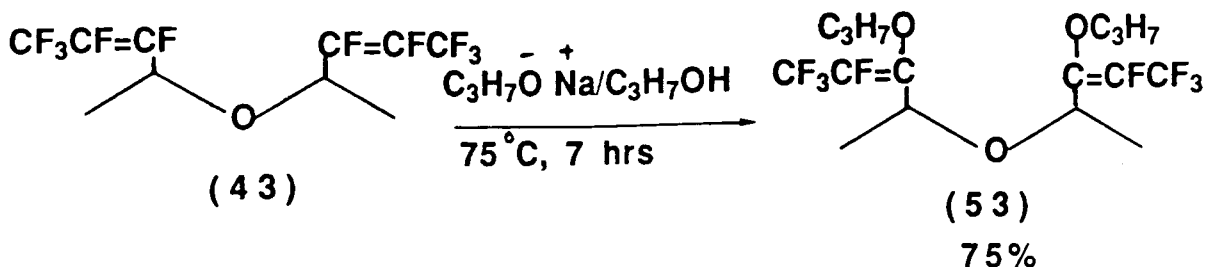
$\alpha, \bar{\alpha}$ -Bis(1,2,3,3,3,-pentafluoro-1-propenyl) diethylether (43) reacted with sodium alkoxide in parent alcohol solutions to give a complex mixture of isomers Z and E of $\alpha, \bar{\alpha}$ -bis(1-alkoxy-tetrafluoro-1-propenyl) diethylether as a sole product.



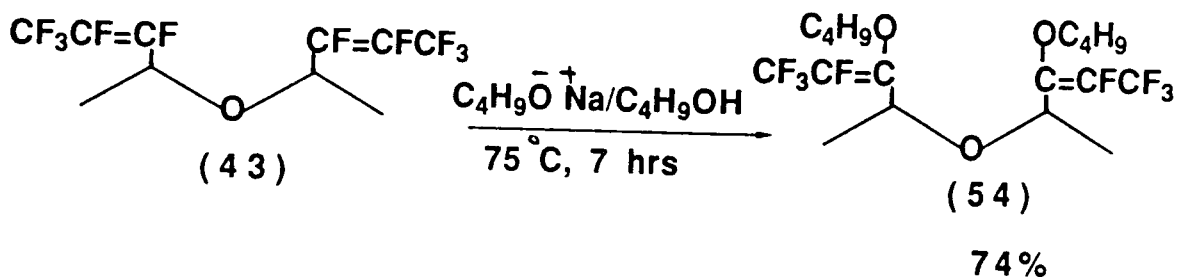
With sodium ethoxide (43) gave $\alpha, \bar{\alpha}$ -bis(1-ethoxy-tetrafluoro-1-propenyl) diethylether (52)



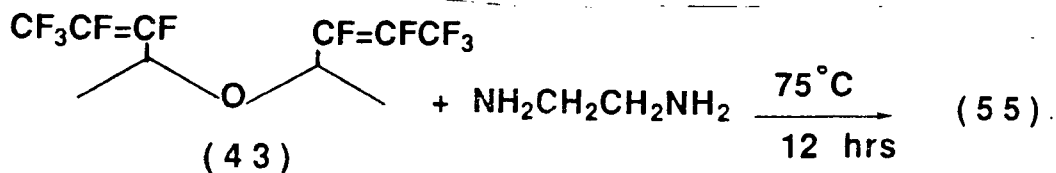
with sodium propoxide, (43) gave $\alpha, \bar{\alpha}$ -bis(1-propoxy-tetrafluoro-1-propenyl) diethylether (53)



with sodium butoxide (43) gave $\alpha, \bar{\alpha}$ -bis(1-butoxy-tetrafluoro-1-propenyl) diethylether (54)



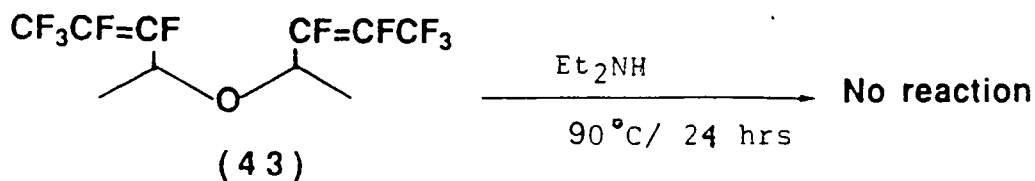
4. Miscellaneous attempted nucleophilic reactions of $\alpha, \bar{\alpha}$ -bis(1,2,3,3,3-pentafluoro-1-propenyl) diethylether (43) with nitrogen containing compounds.



Product not identified

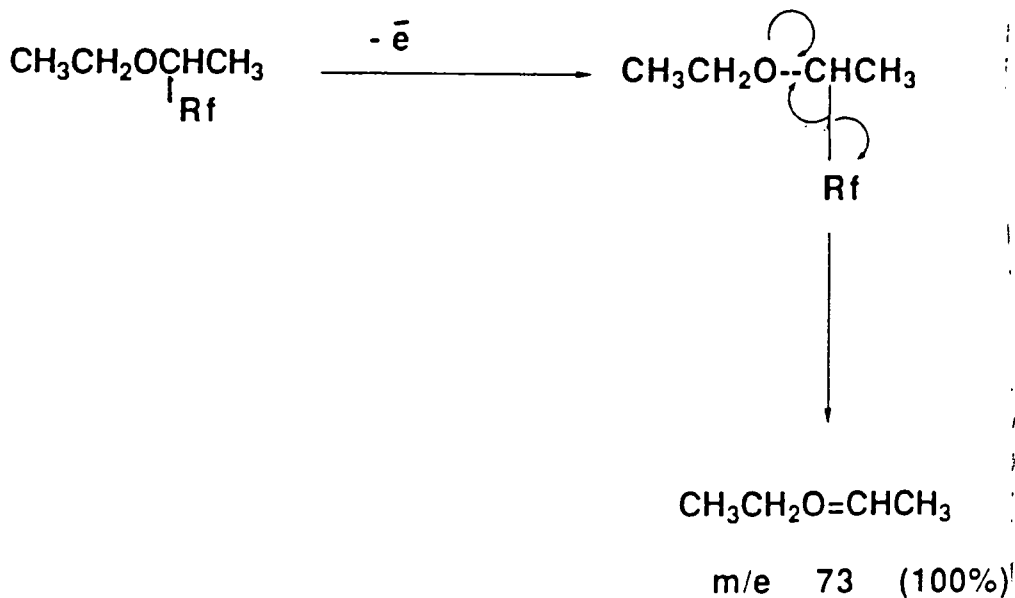
$\alpha, \bar{\alpha}$ -bis(1,2,3,3,3-pentafluoro-1-propenyl) diethylether (43) reacted with ethylenediamine to give a complex product which was not identified.

No product was obtained from the reaction of (43) with diethylamine.



III D IDENTIFICATION OF THE PRODUCTS

The most useful techniques for the characterization of the ether adducts were mass spectroscopy and NMR spectroscopy. The mass spectra consisted of very small molecular ion peaks and with di-adducts the molecular ion peak was often missing. The principal fragmentation was the cleavage of the carbon-oxygen bond and this process gives the base peak.



The NMR spectra are very complex. The proton resonances are usually broad but the appearances of a doublet of multiplets at about 4.95 ppm (TMS reference) with a coupling constant of about 44 Hz is very characteristic of the CFH proton. The 1,1,2,3,3,3-hexafluoropropyl grouping from hexafluoropropene adducts give a similar fluorine-19 spectrum irrespective of the rest of the adducts structure. The trifluoromethyl resonances occur as multiplet at 73 to 78 ppm (CFCl₃ reference). The difluoromethylene resonances occur usually at 119 to 130 ppm, and the tertiary fluorine resonances occur as multiplets at 212 to 220 ppm.

The polyfluorocycloalkene adducts were present as cis and trans isomers. The fluorine-19 chemical shift of the tertiary fluorine atoms in such adducts may be used to assign their stereochemistry 29. The chemical shifts of the CFR and CFH fluorine atoms were found to be consistently at higher field in the cis isomer than in trans isomer.

The dehydrofluorination adducts were present as cis and trans isomers. The fluorine-19 chemical shift of vinylic fluorines atom occur at 140 ppm, allylic fluorines atom occur at 160 ppm. No peaks occur at 210 to 220 ppm.

CHAPTER 4

FREE RADICAL ADDITION OF ALDEHYDES TO

FLUORINATED ALKENES

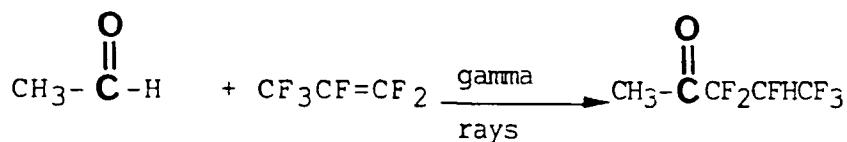
Previous work on the addition of aldehydes to fluoroalkenes has been listed in Table 5-p23.

In this study, we ran a series of reactions of mono-functional aldehydes and di-functional aldehydes with fluoroalkenes.

IV A ADDITION OF MONO-FUNCTIONAL ALDEHYDES TO
FLUORINATED ALKENES.

1. Additions to Hexafluoropropene

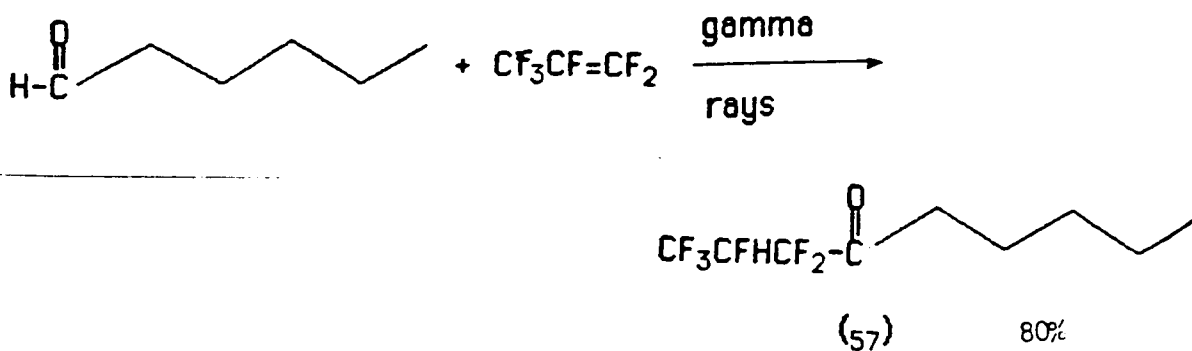
A series of mono-functional aldehydes react with hexafluoropropene to form ketones usually in good yield. With acetaldehyde and C_3F_6 , 3,3,4,5,5,5-hexafluoropentan-2-one (56) formed as sole product.



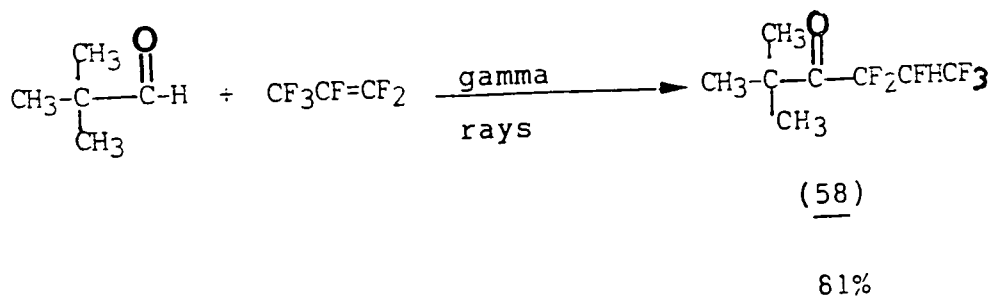
(56)

74%

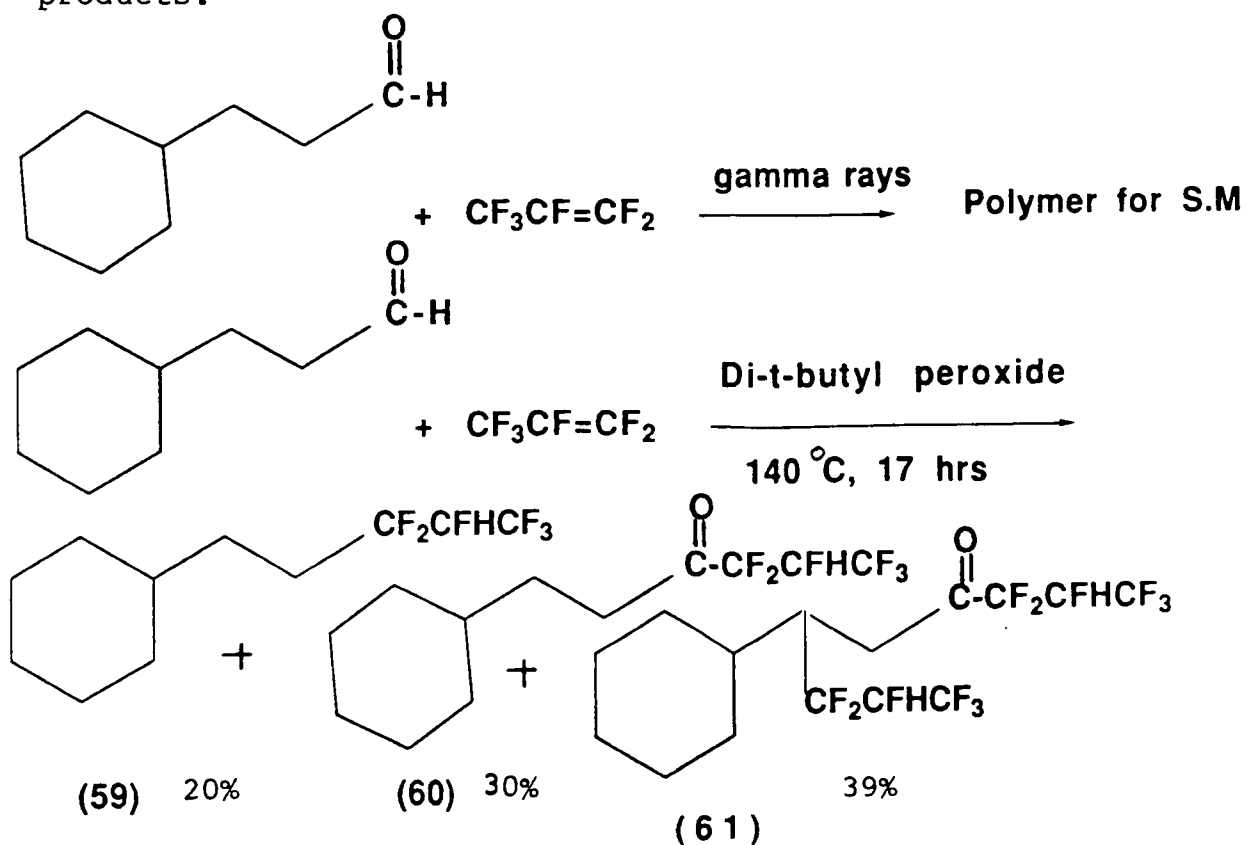
Hexanal gave 1,1,1,2,3-hexafluoronona-4-one(57)



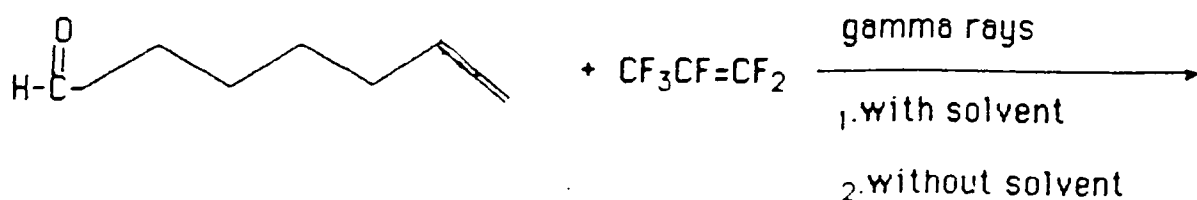
Trimethylacetaldehyde gave 2-H- hexafluoropropylt-butyl ketone (58)



3-Cyclohexylpropanal gave a polymer from starting material which was initiated by gamma rays, but by peroxide it gave three products.

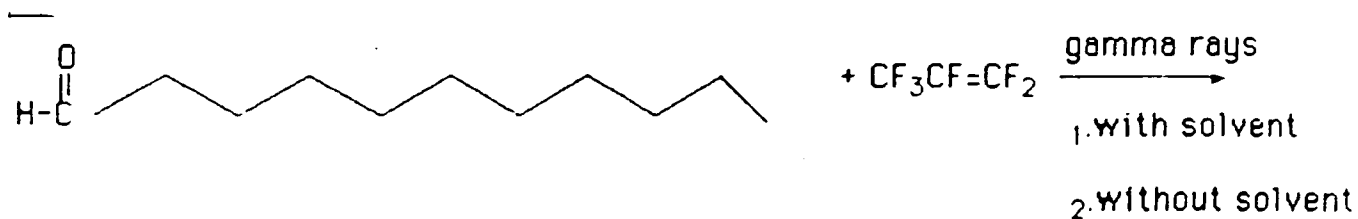


Attempted addition of C_3F_6 to 6-heptenal gave a polymer for starting material, was obtained with either solvent or without solvent.



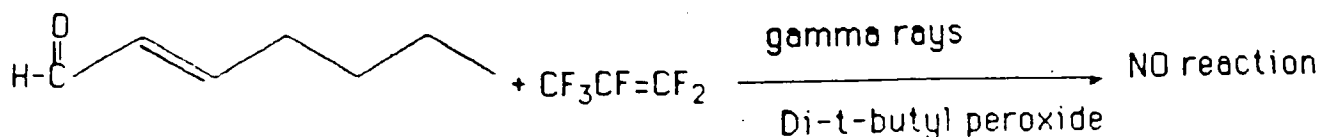
Polymer for S.M

Similarly, in the addition of C_3F_6 to monodecanal a polymer was obtained with either solvent or without solvent.



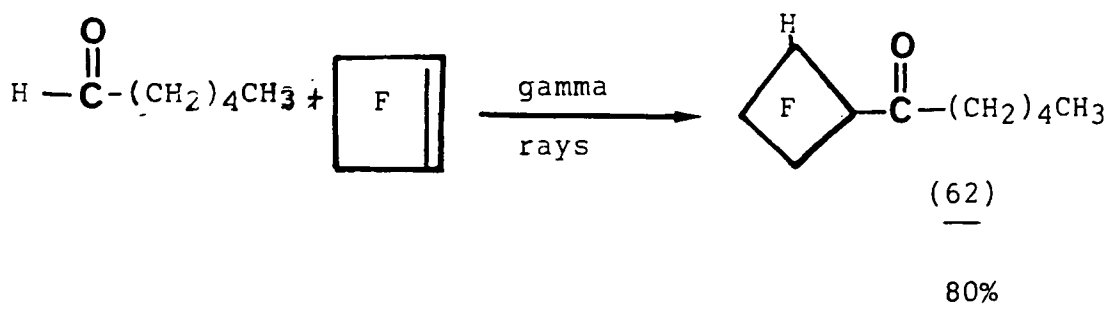
Polymer for S.M

Attempted addition of C_3F_6 to trans-2-heptenal gave no product from either γ -rays or peroxide initiated reactions.




2. Addition to Hexafluorocyclobutene

Hexanal reacted with hexafluorocyclobutene and produced 2-Hydro-hexafluorocyclobutyl pentyl ketone (62) as the sole product.



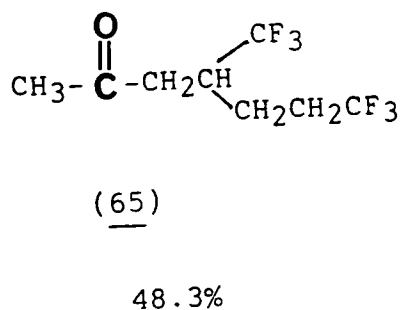
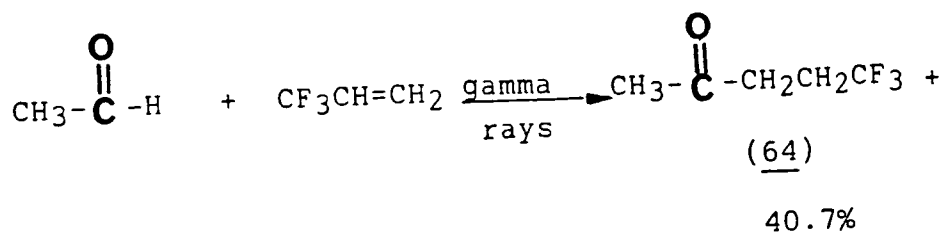
3. Addition to Octafluorocyclopentene

Hexanal reacted with octafluorocyclopentene and produced 2-Hydro-octafluoropentyl pentyl ketone (63).



4. Additions to 3,3,3-Trifluoropropene

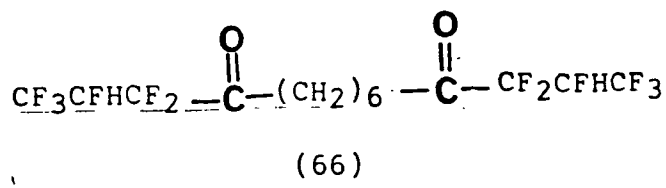
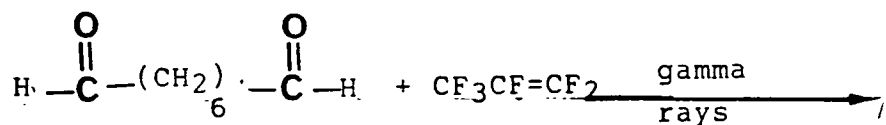
Acetaldehyde reacted with 3,3,3-trifluoropropene and gave two major products, 5,5,5-trifluopentan-2-one (64) and 4-trifluoromethylheptan-2-one (65)



IV B ADDITION OF DI-FUNCTIONAL ALDEHYDES TO
FLUORINATED ALKENES

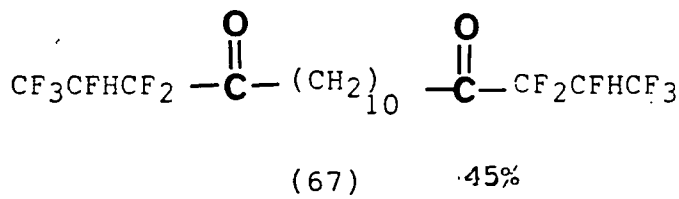
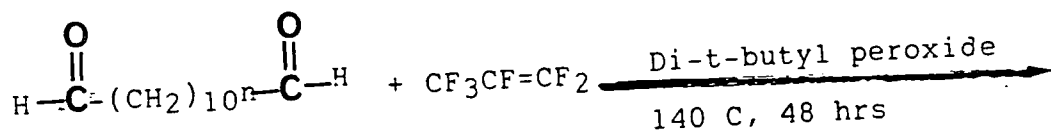
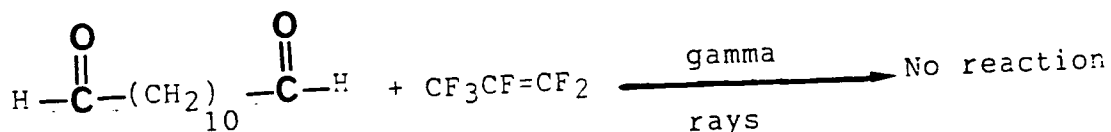
1. Additions to Hexafluoropropene

1,8-octanedial reacted with hexafluoropropene and produced 1,1,1,2,3,3,12,12,13,14,14,14-tetradecan-4,11-dione (66) as a sole product.



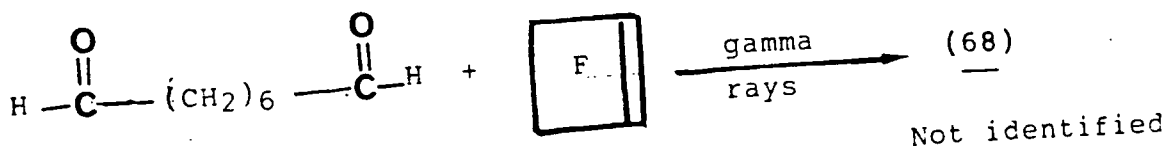
90%

No product was obtained from the x-ray initiated reaction of 1,12-dodecanedial with hexafluoropropene; but with peroxide a reaction occurred and formed 1,1,1,2,3,3,3,16,16,17,18,18,18-octadecan-4,15-dione (67).



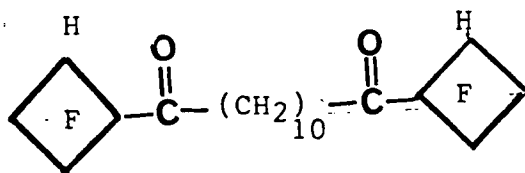
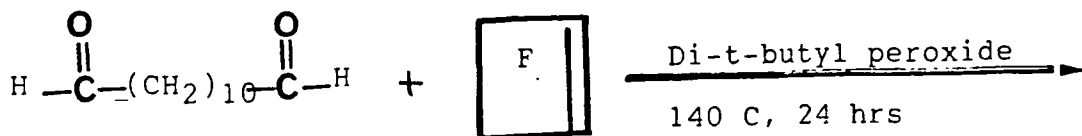
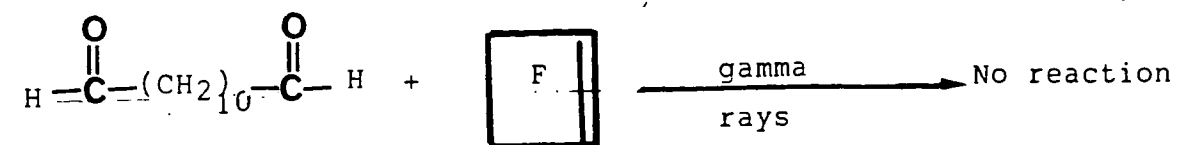
2. Additions to Hexafluorocyclobutene

1,8-octanedial reacted with hexafluorocyclobutene, and yielded a high molecular weight product which was not identified.



No product was obtained from the γ -ray initiated reaction of 1,12-dodecanedial with hexafluorocyclobutene, but with

peroxide, a reaction occurred and formed 1,12-di
(2-Hydro-perfluorocyclobutyl) dodecanedione (69)

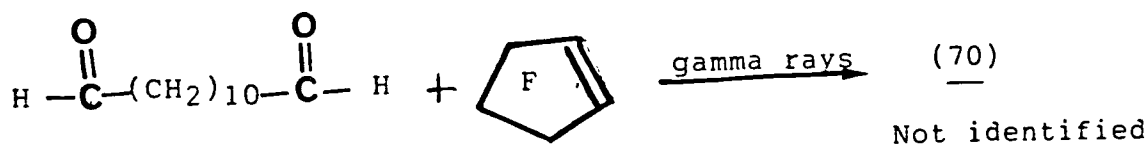


(69)

83%

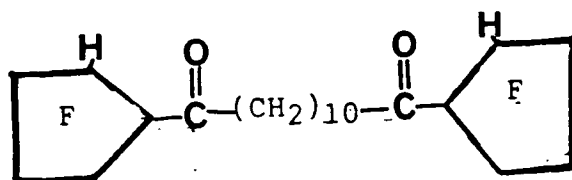
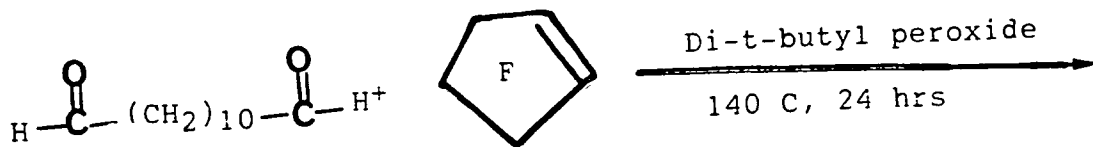
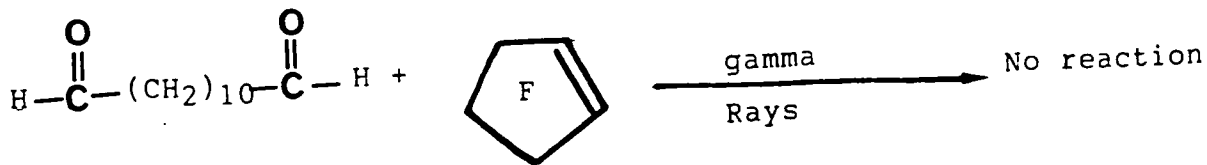
3. Addition to Octafluorocyclopentene

1,8-octanedial reacted with octafluorocyclopentene, and yielded a higher molecular weight product which was not identified.



No product was obtained from the γ -ray initiated reaction of 1,12-dodecanedial with octafluorocyclopentene, but

with peroxide initiated, a product was obtained which was 1,12-di (2-Hydro-perfluorocyclopentyl) dodecanedione (71)



(71)

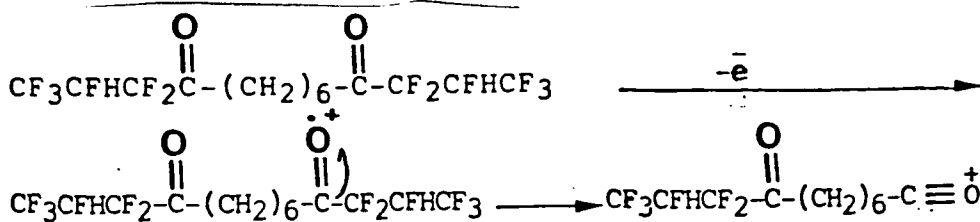
80%

IV C IDENTIFICATION OF PRODUCTS

The infra red spectra of aldehyde adducts (ketone) show the carbonyl stretching vibration at 1765 to 1789 cm^{-1} .

The proton NMR spectra were useful in identifying CFH and the disappearance of aldehydic protons in the adducts.

The mass spectra show very small parent peaks and the base peak results usually from cleavage next to the carbonyl group with charge residing on the carbonyl fragment.



IV D Conclusions

The free-radical additions of aldehydes to fluorinated alkenes provided an excellent route to functional fluorocarbons. The reactions of mono-functional aldehydes and di-functional aldehydes with fluoroalkenes produced new ketone compounds. The adducts produced from these reactions can be converted into novel and interesting products with a whole new chemistry of their own.

EXPERIMENTAL

INSTRUMENTATION

Fractional distillation of product mixtures was carried out using Fischer-Spaltrohr HMS 255 and HMS 500, small and large concentric tube system.

Gas liquid chromatographic (g.l.c.) analyses were carried out on a Varian Aerograph Model 920 (gas density balance detector) gas chromatograph using columns packed with 20% di-isodecylphthalate on chromosorb P (column A), 20% Krytox on chromosorb P (column K), 5% Poly(ethylene glycol) 20M on chromosorb W (column PEG20M) or 10% silicone elastomer 30 on chromosorb p (column 10% SE30). A Hewlett-Packard 5890A gas chromatograph fitted with a 25m cross-linked methyl silicone capillary column was also used. Preparative g.l.c. was carried out using a Varian Aerograph Model 920 (catharometer detector) gas chromatograph.

Boiling points were determined at atmospheric pressure unless otherwise stated and are uncorrected. Boiling points were recorded by the Siwoloboff method or during fractional distillation. Carbon, Hydrogen and nitrogen analyses were obtained using a Perkin-Elmer 240 Elemental Analyser or a Carlo Erba 1106 Elemental Analyser. Analyses for halogens were performed as described in the literature.

Infrared (i.r.) spectra were recorded on either a Perkin-Elmer 457 or 577 Grating Spectrophotometer using conventional techniques.

¹
Proton (H) n.m.r. spectra were recorded on a Varian EM360L spectrometer operating at 60 MHz, an Hitachi Perkin-Elmer R-24B spectrometer operating at 60 MHz or a Bruker AC250 spectrometer operating at 250 MHz.

¹⁹
Fluorine (F) n.m.r. spectra were recorded on a Varian EM360L spectrometer operating at 56.45 MHz or a Bruker AC250 spectrometer operating at 235.3 MHz.

Mass spectra of solid or one component liquid samples were recorded on a VG 7070E spectrometer. G.l.c. mass spectra were recorded on either a VG Micromass 12B spectrometer linked to a Pye 104 gas chromatograph or the VG 7070E spectrometer linked to a Hewlett-Packard 5790A gas chromatograph fitted with a 25 m cross-linked methyl silicone capillary column.

PURIFICATION OF REAGENTS

In general, hydrocarbon reagents were dried with anhydrous magnesium sulphate and distilled onto 4A molecular sieves. Diethylether with sodium. The hazards of ethers used gave a negative peroxide test

GAMMA RAY INITIATION

a. Cobalt-60 Gamma Ray Source

All gamma ray initiated reactions were carried out using cobalt-60 gamma rays. The source is housed in a purpose built irradiation chamber. Pellets of the source material are enclosed in a steel container which is located on the end of a steel hawser within a steel guiding tube. When not in use the source is located within a lead and concrete bunker. The source may be electrically or mechanically driven from the bunker via the steel guide tube to the irradiation site by winding the hawser. A number of safety procedures are incorporated in the winding mechanism such that access to the irradiation chamber through the gate is not possible unless the source is in the bunker. Samples to be irradiated are placed in a metal holder which positions them a set distance from the source.

b. Measurements of Dose Rates

(i) Fricke Dosimeter

The dose of radiation received by the samples was calculated using the Fricke dosimeter. The method involves the oxidation of an acid solution of ferrous ions to ferric, in the presence of oxygen and under the influence of the radiation. The increase in ferric ion concentration was determined spectrometrically. The dosimeter solution was prepared by adding concentrated AR sulphuric acid (22ml) to distilled water (600ml) with continual stirring. When cool, AR ferrous ammonium sulphate (0.56g) and AR sodium chloride (0.06g) were dissolved and the volume made up to one litre using distilled water. The solution was irradiated with gamma rays using the same conditions as used for the reactions. An optimum dose of 15 to 20 Krad is required for most accurate results because above a dose of 40 Krad the dissolved oxygen becomes depleted in the dosimeter solution.

(ii) Definitions

RAD: The unit of absorbed dose, corresponds to any energy absorption of 100 erg/g of material.

G value: The radiationchemical yield. The number of molecules of materials changed or of product formed, for each 100 eV of

radiation energy absorbed by the system.

(iii) Calculation

A worked example is given below to show how the dose rate may be calculated using the Fricke dosimeter.

Fricke solution (20ml) was irradiated for 1.2 hours at 5 cm from the ⁶⁰Co gamma ray source. The absorbance of the irradiated solution was found to be 0.61 (at 304nm) when measured in a 1 cm cell at 24°C.

$$\begin{aligned} & 1 \text{ rad} = 100 \text{ erg/g} \\ \implies & 1 \text{ rad} = 6.242 \times 10^{13} \text{ eV/g} \end{aligned}$$

$$\begin{aligned} \therefore 1 \text{ rad will convert} & 6.242 \times 10^{13} \times \frac{G}{100} \text{ molecules/g} \\ & 6.242 \times 10^{13} \times \frac{G}{N_a} \text{ mol/g} \end{aligned}$$

where N_a = Avogadro number.

$$\therefore 1 \text{ rad will convert} \quad 1.036 \times 10^{-3} \times G \times 1.024 \text{ mol/dm}^3$$

------(1)

where 1.024 g/cm^3 is the density of the dosimeter solution.

The variation of the molar extinction coefficient with temperature is given by the expression

$$\begin{aligned} \epsilon_2 &= \epsilon_1 [1 + 0.007(t_2 - t_1)] \\ \text{as } \epsilon_1 &= 2193 \text{ at } t_1 = 25 \text{ C for Fe at } 304 \text{ nm, then } \epsilon_2 = 2178 \\ \text{Concentration} &= \frac{\text{absorbance}}{\epsilon_2} = \frac{0.61}{2178} \end{aligned}$$

$$\implies \text{Concentration of Fe}^{3+} = 0.28 \times 10^{-3} \text{ mol/dm}^3$$

Therefore the dose produces a change of

$$(1) \quad (2) \implies \text{Dose} = 1000 \times \frac{0.28}{15.5 \times 1.036 \times 1.024} \text{ Krad}$$

$$\implies \text{Dose} = 17.0 \text{ Krad.}$$

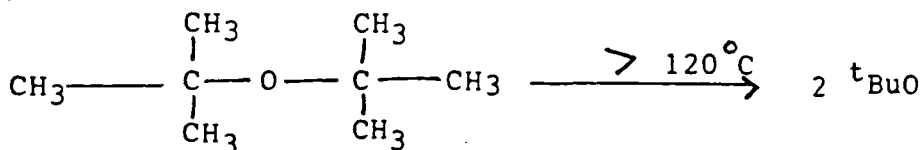
$$\text{Dose rate} = \frac{17.0}{1.2} \text{ Krad/hr.}$$

$$\text{Dose rate} = 14.2 \text{ Krad/hr.}$$

The value of the dose is within the optimum range for the dosimeter. The dose rate was determined periodically throughout the duration of this work. The half life of cobalt-60 is 5.26 years.

Thermal Initiation.

One peroxide initiator has been used during this study. Di-t-butyl peroxide has a useful half life above 120°C,



It was added to the reactant mixture at 1 to 5% (wt :wt) concentration.

CHAPTER 5

EXPERIMENTAL TO CHAPTER 3

V A GENERAL PROCEDURE

1. X-Ray Initiated Reactions

Solid and/or liquid reagents were introduced into a pyrex Carius tube (ca.100ml) and degassed. Any gaseous reagents were then transferred into the tube using normal vacuum line techniques. The tube was sealed with the reagents frozen (liquid air) and under vacuum. The tube was placed in a metal sleeve and, unless otherwise stated, was then irradiated with γ -rays to a total dose of ca.10 Mrad at a temperature of 18⁰C. The Tube was opened while the contents were frozen (liquid air) and any gaseous species were transferred under vacuum.

2. Peroxide Initiated Reactions

Liquid and/or solid reagents and di-t-butylperoxide as initiator were introduced into a nickel tube (ca.150ml) which was then sealed with the reagents frozen (liquid air) and under vacuum. The tube was heated at the required temperature in a thermostatically controlled rocking furnace. The tube was opened while the contents were frozen (liquid air) and any gaseous species were transferred under vacuum.

V B ADDITION OF ETHERS

(a) Addition of Diethylether to Hexafluoropropene

A mixture of diethylether (11.0g, 150mmole) and hexafluoropropene (22.5g, 150mmole) was irradiated for the period of five days. The reaction tube was opened under vacuum and the excess from hexafluoropropene was collected and the residue was distilled, yielded two products: the first one which is 1-methyl-2,2,3,4,4,4,-hexafluorobutyl ethyl ether (32), (13.1g, 39%); (Found: C, 37.9; H, 4.6; F, 51.3%; M, 224. Calc. for $C_7H_{10}F_6O$: C, 37.5; H, 4.5; F, 50.9%; M, 224); n.m.r. spectrum 1, mass spectrum 1 and i.r. spectrum 1.

The other product which is di (1-methyl-2,2,3,4,4,4,-hexafluorobutyl) ether (33), (25.8g, 46%); (Found: C, 31.9; H, 2.4; F, 61.2%; (P-150), 224. Calc. for $C_{10}H_{10}F_{12}O$: C, 32.1; H, 2.6; F, 60.9%; M, 374); n.m.r. spectrum 2, mass spectrum 2 and i.r. spectrum 2.

(b) Addition of Diethylether to Hexafluorocyclobutene

A mixture of dry diethylether (21.7g, 239mmole) and hexafluorocyclobutene (15.0g, 93mmole) was irradiated for the period of five days. The reaction tube was opened under vacuum and the excess from hexa-fluorocyclobutene was collected and the residue distilled in vacuo, yielded two products: the first

one is 1-methyl-2-H-perfluorocyclobutyl ethyl ether (34), (16.9g, 77%); (Found: C, 41.0; H, 4.5; F, 48.7%, M, 236. Calc. for $C_8H_{10}F_6O$: C, 40.7; H, 4.3; F, 48.3%; M, 236); n.m.r. spectrum 3, mass spectrum 3 and i.r. spectrum 3.

The second product is di(1-methyl-2-H-perfluorocyclobutyl) ether (35), (4.8g, 13%); (Found: C, 36.7; H, 2.6; F, 58.0%; (P-98), 300. Calc. for $C_{12}H_{10}F_{12}O$: C, 36.2; H, 2.5; F, 57.3%; M, 398); n.m.r. spectrum 4, mass spectrum 4 and i.r. spectrum 4.

(c) Addition of Diethylether to Octafluorocyclopentene

A mixture of diethylether (11.0g, 140mmole) and octafluorocyclopentene (10.3g, was irradiated for the period of five days. The reaction tube was opened under vacuum and the excess from octafluorocyclopentene was collected and the residue was distilled in vacuo, yielded two products: the first one is 1-methyl-2-H-perfluorocyclopentyl ethyl ether (36), (9.1g, 65%); (Found: C, 40.1; H, 3.2; F, 53.6%; M+,286). Calc. for $C_9H_{10}F_8O$: C, 37.8; H, 3.1; F, 53.1%; M, 286); n.m.r. spectrum 5, mass spectrum 5 and i.r spectrum 5.

The second product is di (1-methyl-2-H-perfluorocyclopentyul) ether (37) (5.4g, 22%); (Found: C,34.0; H, 2.1; F, 61.4%; M+,286). Calc. for $C_{14}H_{10}F_{16}O$: C, 33.7; H, 2.0; F, 61.0%; M, 498); n.m.r. spectrum 6, mass spectrum 6 and i.r. spectrum 6.

V C DEHYDROFLUORINATIONS

(a) Di (1-methyl-2,2,3,4,4,4-hexafluorobutyl) ether (33)

(i) Using Potassium Hydroxide

A mixture of di (1-methyl-2,2,3,4,4,4-hexafluorobutyl) ether (33), (3.74g, 0.01 mole) and potassium hydroxide flakes (2.2g, 40 mmole) was heated in a sealed rotaflo at 85°C for 7 hours. Volatile material in the rotaflo was transferred under vacuum to give $\alpha, \bar{\alpha}$ -bis(1,2,3,3,3-pentafluoro-1-propenyl) diethylether (43), (2.5g, 70%) as a mixture of isomers; (Found: C, 35.6; H, 2.3; F, 57.4%; M+, 334. Calc. for C₁₀H₈F₁₀O : C, 35.9; H, 2.3; F, 56.9%; M, 334); n.m.r. spectrum 8, mass spectrum 8 and i.r. spectrum 8.

(ii) Using Potassium Fluoride

A mixture of di(1-methyl-2,2,3,4,4,4-hexafluorobutyl) ether (33), (3.74g, 0.01mole) and potassium fluoride (2.30g, 0.04 mmole) was heated in a sealed rotaflo at 85°C for 24 hours but the resulting liquid was shown to contain only starting materials by g.l.c. In addition only starting materials were recovered after heating the reactants to 100°C for 8 hours and 130°C for 8 hours in a sealed rotaflo (shown by g.l.c.)

(iii) Using Potassium Hydroxide in diglyme

A mixture of di(1-methyl-2,2,3,4,4,4-hexafluorobutyl) ether (33), (3.74g, 0.01mole), potassium hydroxide powder (2.2g, 0.04mole) and 100 ml diglyme was stirred at 100°C for 12 hours followed by 12 hours at 110°C. Volatile material in the rotaflo was transferred under vacuum to give α , $\bar{\alpha}$ -bis(1,2,3,3,3-pentafluoro-1-propenyl) diethylether (43), (0.7g, 20%) which was identified by g.l.c.

(iv) Using Sodium t-butoxide

A mixture of di(1-methyl-2,2,3,4,4,4-hexafluorobutyl) ether (33), (3.74g, 0.01 mmole) and sodium t-butoxide which was prepared by addition of sodium metal (0.50g, 0.0195 mole) to absolute t-butanol (70 ml). The mixture was stirred at room temperature for 6 hours. The reaction mixture was diluted with H₂O and hydrochloric acid, in order to bring the pH to pH = 7.5. The organic layer was extracted with ether and dried over anhydrous MgSO₄, evaporation of filtrate yielded compound α , $\bar{\alpha}$ -bis(1,2,3,3,3-pentafluoro-1-propenyl) diethylether (43), (0.8g, 25%) as a mixture of isomers which was identified by g.l.c.

(v) Using Triethylamine

A mixture of di(1-methyl-2,2,3,4,4,4-hexafluorobutyl) ether (33), (3.74g. 0.01mole) and triethylamine (4.0g, 0.04 mole) was stirred at room temperature for 24 hours but the resulting liquid was shown to contain starting material by g.l.c. In addition, only starting materials were recovered after heating the reactants to 90°C for 12 hours in a sealed rotaflo (shown by g.l.c.).

(b) 1-Methyl-2,2,3,4,4,4-hexafluorobutyl ethyl ether (32)

(i) Using Potassium Hydroxide

A mixture of 1-methyl-2,2,3,4,4,4-hexafluorobutyl ethyl ether (32), (2.2g, 100 mmole) and potassium hydroxide flakes (5.6g, 0.1 mmole) was heated in a sealed rotaflo at 85°C for 7 hours.

Volatile material in the rotaflo was transferred under vacuum to give α -(1,2,3,3,3-pentafluoro-1-propenyl) diethylether (42), (1.4g, 70%) as a mixture of isomers; (Found: C, 40.8; H, 4.5; F, 46.0 %; M+, 204. Calc. for C₇H₉F₅O : C, 41.1; H, 4.4; F, 46.5%; M, 204); n.m.r. spectrum 7, mass spectrum 7 and i.r. spectrum 7.

(c) 1-Methyl-2-H-perfluorocyclobutyl ethylether

(i) Using Triethylamine

A mixture of 1-methyl-2-H-perfluorocyclobutyl ethyl ether (34), (5.0g, 21 mmole) and triethylamine (4.0g, 40 mmole) was stirred at room temperature for 24 hours but the resulting liquid was shown to contain starting material by g.l.c. In addition, only starting materials were recovered after heating the reactants to 100°C for 6 hours in a sealed rotaflo (shown by g.l.c.).

(ii) Using sodium methoxide

A mixture of 1-methyl-2-H-perfluorocyclobutyl ethyl ether (34), (5.0g, 21 mmole) and sodium methoxide dried powder (2.2g, 40 mmole) was stirred at 70°C for 12 hours but the resulting liquid was shown to be starting material by g.l.c. In addition, only starting materials were recovered after heating the reactants to 120°C for 3 hours in a sealed rotaflo (shown by g.l.c.).

(iii) Using Caesium Fluoride

A mixture of 1-methyl-2-H-perfluorocyclobutyl ethyl ether (34), (5.0g, 21 mmole) and caesium fluoride (dried) (9.6g, 63 mmole) was heated to 85°C for 3 hours. 80% conversion to product was obtained. A further 10 hours at 110°C gave α -(2,3,3,4,4,-pentafluorocyclobutyl-1-ene) diethyl ether (44), (2.0g, 45%), (Found: C, 44.1; H, 4.1; F, 44.2%; (P-15), 201. $C_8H_9F_5O$ requires C, 44.4; H, 4.1; F, 43.9%; M, 216); n.m.r. spectrum 9, mass spectrum 9 and i.r. spectrum 9.

V D NUCLEOPHILIC REACTIONS-OF FLUOROOLEFIN ADUCTS

1. Nucleophilic Reactions of α -(1,2,3,3,3-pentafluoro-1-propenyl) Diethylether (42) with Sodium Alkoxide

(i) With sodium methoxide.

In a round bottomed flask connected to reflux condenser containing sodium methoxide solution which was prepared by addition of sodium metal (1.0g, 40 mmole) to absolute methanol (12.8g, 400 mmole), α -(1,2,3,3,3-pentafluoro-1-propenyl) diethylether (42), (2.0g, 10 mmole) was added in one portion at 75°C and the reaction mixture was left stirring at 75°C for 24 hours. The reaction mixture was diluted with H₂O and hydrochloric acid, in order to bring the pH to pH = 7.5. The organic layer was extracted by ether and dried over anhydrous MgSO₄, evaporation of filtrate yielded compound 1-methoxy-1-(1-ethoxyethyl) tetrafluoropropene (48), (1.6g, 73%); (Found: C, 43.9; H, 5.5; F, 35.6%; (P-14), (202). C₈H₁₂F₈O₂ requires C, 44.4; H, 5.5; F, 35.2%; M, 216); n.m.r. spectrum 10, mass spectrum 10 and i.r. spectrum 10.

(ii) With sodium propoxide

In a round bottomed flask connected to reflux condenser containing sodium propoxide solution which was prepared by addition of sodium metal (1.0g, 40 mmole)

and absolute propanol (24.0g, 400 mmole). α -(1,2,3,3,3-pentafluoro-1-propenyl) diethylether (42), (2.0g, 10 mmole) was added as one portion at 75°C and the reaction mixture was left stirring at 75°C for 24 hours. The reaction mixture was diluted with H₂O and hydrochloric acid, in order to bring the pH to pH = 7.5. The organic layer was extracted with ether and dried over MgSO₄, evaporation of filtrate yielded 1-propoxy-1-(1-ethoxyethyl)-tetrafluoropropene (49), (1.8g, 75%); (Found: C, 48.8; H, 6.6; F, 30.7%; M, 244. C₁₀H₁₆F₄O₂ requires C, 49.2; H, 6.6; F, 31.1%; M, 244); n.m.r. spectrum 11, mass spectrum 11 and i.r. spectrum 11.

(iii) With sodium butoxide.

In a round bottomed flask connected to reflux condenser containing sodium butoxide which was prepared by addition of sodium metal (1.0g, 40 mmole) to absolute butanol (29.6g, 400 mmole). α -(1,2,3,3,3-pentafluoro-1-propenyl) diethylether (43), (2.0g, 10 mmole) was added as one portion at 75°C and the reaction mixture was left stirring at 75°C for 24 hours. The reaction mixture was diluted with H₂O and hydrochloric acid, in order to bring the pH to pH = 7.5. The organic layer was extracted with ether and dried over MgSO₄, evaporation of filtrate yielded compound 1-butoxy-1-(1-ethoxyethyl)-tetrafluoropropene (50), (1.9g, 75%); (Found: C, 51.3; H,

7.4; F, 29.0%; (P-15), (243). $C_{11}H_{18}F_4O_2$ requires C, 51.1; H, 7.0; F, 29.4%; M, 258); n.m.r. spectrum 12, mass spectrum 12 and i.r. spectrum 12.

2. Nucleophilic Reactions of $\alpha,\bar{\alpha}$ -bis(1,2,3,3,3-pentafluoro-1-propenyl) Diethylether With Sodium Alkoxide

(i) With sodium methoxide

In a round bottomed flask connected to reflux condenser containing sodium methoxide solution which was prepared by addition of sodium metal (1.0g, 40 mmole) to absolute methanol (11.4g, 400 mmole). $\alpha,\bar{\alpha}$ -bis (1,2,3,3,3-pentafluoro-1-propenyl) diethylether (43), (3.34g, 10 mmole) was added in one portion at 75⁰C and the reaction mixture was diluted with H₂O and hydrochloric acid, in order to bring the pH to pH = 7.5. The organic layer was extracted with ether and dried over anhydrous MgSO₄, evaporation of filtrate yielded $\alpha,\bar{\alpha}$ -bis(1-methoxy-tetrafluoro-1-propenyl) diethylether (51), (2.5g, 71%); (Found: C, 39.8; H, 3.9; F, 42.4%; M, 354. $C_{12}H_{14}F_8O_3$ requires C, 40.2; H, 3.9; F, 42.3%; M, 354); n.m.r. spectrum 13, mass spectrum 13 and i.r. spectrum 13.

(ii) With sodium ethoxide.

In a round bottomed flask connected to reflux condenser, containing sodium ethoxide solution which was prepared by addition of sodium metal (1.0g, 40 mmole) to

absolute ethanol (18.4g, 400 mmole). α,α -bis(1,2,3,3,3-pentafluoro-1-propenyl) diethylether (43) was added in one portion at 75 C and the reaction mixture was left stirring at 75 C for 7 hours. The reaction mixture was diluted with H₂O and hydrochloric acid, in order to bring the pH to pH = 7.5. The organic layer was extracted with ether and dried over anhydrous over MgSO₄, evaporation of filtrate yielded compound α,α -bis(1-ethoxy-tetrafluoro-1-propenyl) diethylether (52), (2.9g, 75%; (Found: C, 44.0; H, 4.9; F, 40.5%; M, 386. C₁₄H₁₈F₈O₃ requires C, 43.5; H, 4.7; F, 39.4%; M, 386); n.m.r. spectrum 14, mass spectrum 14 and i.r. spectrum 14.

(iii) With sodium propoxide

In a round bottomed flask connected to a reflux condenser containing sodium propoxide solution which was prepared by addition of sodium metal (1.0g, 40 mmole) to absolute propanol (24.0g, 400 mmole). α,α -bis(1,2,3,3,3-pentafluoro-1-propenyl) diethylether (43), (3.34g, 10 mmole) was added in one portion at 75°C and the reaction mixture was left for stirring at 75°C for 7 hours. The reaction mixture was diluted with H₂O and hydrochloric acid, in order to bring the pH to pH = 7.5. The organic layer was extracted with ether and dried over anhydrous MgSO₄, evaporation of filtrate yielded α,α -bis(1-propoxy-tetrafluoro-1-propenyl) diethylether (53), (3.1g, 75%; (Found: C, 46.5; H, 5.3; F, 37.4%; (P-42,372).

$C_{16}H_{22}F_4O_3$ requires C, 46.6; H, 5.3; F, 36.7%;
M, 414); n.m.r. spectrum 15, mass spectrum 15 and i.r.
spectrum 15.

(iv) With sodium butoxide.

In a round bottomed flask connected to reflux condenser containing sodium butoxide solution which was prepared by addition of sodium metal (1.0g, 40mmole) to absolute butanol (29.6g, 400 mmole). $\alpha, \bar{\alpha}$ -bis(1,2,3,3,3-pentafluoro-1-propenyl) diethylether was added in one portion at 75°C and the reaction mixture left for stirring at 75°C for 7 hours. The reaction mixture was diluted with H₂O and hydrochloric acid, in order to bring the pH to pH = 7.5. The organic layer was extracted with ether and dried over anhydrous MgSO₄, evaporation of filtrate yielded compound $\alpha, \bar{\alpha}$ -bis(1-butoxy-tetrafluoro-1-propenyl) diethylether (54), (3.2g, 74%); (Found: C, 48.3; H, 5.8; F, 40.0%; (P-59), 383. $C_{18}H_{26}F_8O_3$ requires C, 48.8; H, 5.8; F, 34.4%; M, 442); n.m.r. spectrum 16, mass spectrum 15 and i.r. spectrum 16.

3. Nucleophilic Reaction of $\alpha, \bar{\alpha}$ -bis(1,2,3,3,3-pentafluoro-1-propenyl) Diethylether With Diethylamine

In a round bottomed flask connected to reflux condenser, containing diethylamine (2.9g, 400 mmole). $\alpha, \bar{\alpha}$ -bis(1,2,3,3,3-pentafluoro-1-propenyl) diethylether (43), (3.34g, 10 mmole) was added in one portion at 150°C and the reaction mixture was left stirring at 90°C for 24

hours. The reaction mixture was diluted with H₂O and hydrochloric acid, in order to bring the PH to PH = 7.5. The organic layer was extracted by ether and dried over MgSO₄, evaporation of filtrate but the resultant liquid was shown to contain only starting material by g.l.c.

4. Nucleophilic Reaction of $\alpha,\bar{\alpha}$ -bis(1,2,3,3,3-pentafluoro-1-propenyl) Diethylether (43) with Ethylenediamine

In a round bottomed flask connected to reflux condenser containing ethylenediamine (6.0g, 100 mmole), $\alpha,\bar{\alpha}$ -bis(1,2,3,3,3-pentafluoro-1-propenyl) diethylether (43), (3.34g, 10 mmole) was added in one portion at 75°C for 12 hours. The reaction mixture was diluted with H₂O and hydrochloric acid, in order to bring the PH to PH=7.5. The organic layer was extracted with ether and dried over anhydrous MgSO₄; evaporation of filtrate yielded a compound (55) which could not be identified.

CHAPTER 6

EXPERIMENTAL TO CHAPTER 4

VI A THE ADDITION OF MONO-
FUNCTIONAL ALDEHYDES TO FLUOROALKENES

1. Addition of Acetaldehyde to Hexafluoropropene

A mixture of acetaldehyde (9.0g, 200 mmole) and hexfluoropropene (50.0g, 330 mmole) was irradiated for the period of five days. The reaction tube was opened under vacuum and the excess of hexfluoropropene was collected and the residue was distilled, yielded 3,3,4,5,5,5-hexafluoropenta-2-one (56), (28.5g, 74%); (Found: C, 31.1; H, 2.2; F, 58.6%; M+, 194. Calc. for $C_5H_4F_6O$: C, 30.9; H, 2.1; F, 58.8%; M, 194); n.m.r. spectrum 17, mass spectrum 17, and i.r. spectrum 17.

2. Addition of Hexanal to Hexafluoropropene

A mixture of hexanal (5.0g, 50 mmole) and hexafluoropropene (23.0g, 150 mmole) was irradiated for the period of five days. The reaction tube was opened under vacuum and excess of hexafluoropropene was collected and the residue distilled in vacuo, yielded 1,1,1,2,3,3-hexafluorononan-4-one (57), (10.0g, 80%); (Found: C, 43.2; H, 4.8; F, 45.7%; (P-17), 233. $C_9H_{12}F_6O$ requires C, 43.5; H, 4.8; F, 45.6%; M, 250); n.m.r. spectrum 18, mass spectrum 18 and i.r. spectrum 18.

3. Addition of Trimethylacetaldehyde to Hexafluoropropene

A mixture of trimethylacetaldehyde (6.0g, 70 mmole) and hexafluoropropene (28.0g, 186 mmole) was irradiated for the period of five days. The reaction tube was opened under vacuum and the excess hexafluoropropene was collected and the residue was distilled to yield 2-H-hexafluoropropyl t-butyl ketone (58), (14.0g, 81%); (Found: C, 40.9; H, 4.2; F, 48.7%; (P-15), 221. $C_8H_{10}F_6O$ requires C, 40.7; H, 4.2; F, 48.3%; M, 236); n.m.r. spectrum 19, mass spectrum 19 and i.r. spectrum 19.

4. Addition of 3-Cyclohexylpropanal to Hexafluoropropene

(i) γ -Ray Initiation

A mixture of 3-cyclohexylpropanal (8.0g, 57 mmole), and hexafluoropropene (53.6g, 357 mmole) was irradiated for the period of five days. The reaction tube was opened under vacuum and most of the hexafluoropropene was recovered with a material which was believed to be polymer from starting materials.

(ii) Peroxide Initiation

A mixture of 3-cyclohexylpropanal (8.0g, 57 mmole), hexafluoropropene (51.6g, 350 mmole) and di-t-butyl peroxide (0.4g) was heated at 140°C in a thermostatically controlled rocking furnace for 24 hours. The tube was opened under vacuum and the excess from hexafluoropropene

was recovered and the residue was shown to contain three products by g.l.c., which were separated by preparative scale g.l.c. (column 10% SE 30, 90°C), the first compound was identified as 1,1,1,2,3,3-hexafluoro-5-cyclohexyl-pentane (59), (3.0g, 20%); (Found: C, 49.7; H, 6.0; F, 44%; M, 218. $C_{11}H_{16}F_6$ requires C, 50.3; H, 5.8; F, 43.5%; M, 262); n.m.r. spectrum 20, mass spectrum 20, and i.r. spectrum 20. The second product was identified as 1,1,1,2,3,3-hexafluoro-6-cyclohexyl-hexan-4-one (60), (5.0g, 30%); (Found: C, 51.6; H, 6.0; F, 40.4%; M+, 290 $C_{12}H_{16}F_6O$ requires C, 49.7; H, 5.5; F, 39.3%; M, 290); n.m.r. spectrum 21, mass spectrum 21, and i.r. spectrum 21. The last product was identified as 1,1,1,2,3,3,7,7,8,9,9,9-dodecafluoro-6-cyclohexyl-nonan-4-one (61), (9.0g, 39%), (Found: C, 40.7; H, 4.1; F, 51.8%; M, 440. $C_{15}H_{16}F_{12}O$ requires C, 40.9; H, 3.6; F, 52.5%; M+, 440); n.m.r. spectrum 22, mass spectrum 22 and i.r. spectrum 22.

5. Addition of Hexanal to Hexafluorocyclobutene

A mixture of hexanal (5.0g, 50 mmole) and hexafluorocyclobutene (17.0g, 104 mmole) was irradiated for the period of five days. The reaction tube was opened

under vacuum and the excess hexafluorocyclobutene was collected and the residue was distilled in vacuo, yielded 2-Hydro-Hexafluorocyclobutyl pentyl ketone (62), (10.0g, 80%); (Found: C, 45.6; H, 4.5; F, 43.7%; $C_{10}H_{12}F_6O$ requires C, 45.8; H, 4.5; F, 43.5%; M, 262) n.m.r. spectrum 23, mass spectrum 23 and i.r. spectrum 23.

6. Addition of Hexanal to Octafluorocyclopentene

A mixture of hexanal (5.0g, 50 mmole) and octafluorocyclopentene (31.8g, 150 mmole) was irradiated for the period of five days. The reaction tube was opened under vacuum and the excess octafluorocyclopentene was recovered and the residue distilled in vacuo, yielded 2-Hydro-octafluorocyclopentyl pentyl ketone (63), (13.2g 85%); (Found: C, 42.8; H, 3.1; F, 49.4%; M+, 312. $C_{11}H_{10}F_8O$ requires C, 42.6; H, 3.2; F, 49.0%; M, 312); n.m.r. spectrum 24, mass spectrum 24 and i.r. spectrum 24.

7. Addition of Acetaldehyde to 3,3,3-Trifluoropropene

A mixture of acetaldehyde (14.0g, 318 mmole) and 3,3,3-trifluoropropene (17.0g, 180 mmole) was irradiated for the period of five days. The reaction tube was opened under vacuum and the excess 3,3,3-trifluoropropene was collected and the residue was distilled to give two products; the first one was 5,5,5-trifluoro-pentan-2-one (64), (7.5g 30%); (Found: C, 43.0; H, 5.2; F, 40.0%; M+, 140. $C_5H_7F_3O$ requires C, 42.8; H, 5.0; F, 40.7%; M, 140); n.m.r. spectrum 25, mass spectrum 25 and i.r.

spectrum 25. The second product was 4-trifluoromethyl-7,7,7-trifluoropheptan-2-one (65), (17.0g, 40%); (Found: C, 39.3; H, 4.2; F, 47.5%; M+, 236. $C_8H_{10}F_6O$ requires C, 40.7; H, 4.2; F, 48.3%; M, 236; n.m.r. spectrum 26, mass spectrum 26 and i.r. spectrum 26.

8. Attempted Addition of Monodecanal to Hexafluoropropene

(i) Without Solvent

A mixture of monodecanal (9.5g, 55 mmole) and hexafluoropropene (22.5g, 150 mmole) was irradiated for the period of five days. The reaction tube was opened under vacuum and all the hexafluoropropene was recovered with a material which was believed to be polymer from starting materials.

(ii) In Acetone

A mixture of monodecanal (9.5g, 55 mmole), dry acetone (12.7g, 220 mmole) and hexafluoropropene (22.5g, 150 mmole) was irradiated for the period of five days. The reaction tube was opened under vacuum and all the hexafluoropropene and acetone were recovered with a material which was believed to be polymer from starting materials.

9. Attempted Addition of Trans-2-heptenal to Hexafluoropropene

(i) X-Ray Initiation

A mixture of trans-2-heptenal (10.0g, 89 mmole), and hexafluoropropene (52.5g, 350 mmole) was irradiated for the period of five days. The reaction tube was opened

under vacuum. The product was shown to contain only starting materials by g.l.c.

(ii) Peroxide Initiation

A mixture of trans-2-heptenal (10.0g, 89 mmole) and hexafluoropropene (52.5g, 350 mmole) and di-t-butyl peroxide (0.4g) was heated at 140°C in a thermostatically controlled rocking furnace for 24 hours. The tube was opened under vacuum and the product was shown to contain only starting materials by g.l.c.

10. Attempted Addition of 6-Heptenal to Hexafluoropropene

(i) Without Solvent

A mixture of 6-heptenal (5.0g, 50 mmole) and hexafluoropropene (15.0g, 100 mmole) was irradiated for the period of five days. The reaction tube was opened under vacuum and most of hexafluoropropene was recovered with a material which was believed to be polymer from starting materials.

(ii) In Acetone

A mixture of 6-heptenal (5.0g, 50 mmole), dry acetone (11.6g, 200 mmole) and hexafluoropropene (15.0g, 100 mmole) was irradiated for the period of five days. The reaction tube was opened under vacuum and the most of hexafluoropropene and acetone were recovered with a material which was believed to be polymer from starting materials.

VI B THE ADDITION OF DI-FUNCTIONAL
ALDEHYDES TO FLUOROALKENES

1. Addition of 1,8-Octanedial to Hexafluoropropene

A mixture of 1,8-octanedial (4.3g, 30 mmole) and hexafluoropropene (15.0g, 100 mmole) was irradiated for the period of five days. The reaction tube was opened under vacuum and the excess hexafluoropropene was collected and the residue distilled in vacuo, yielded 1,1,1,2,3,3,12,12,13,14,14,14-tetradecan--4,11-dione (66), (12.0g, 90%); (Found: C, 38.2; H, 3.4; F, 50.9%; (P-151), 291. $C_{14}H_{14}F_{12}O_2$ requires C, 38.0; H, 3.2; F, 51.6%; M, 442); n.m.r. spectrum 27, mass spectrum, and i.r. spectrum 27.

2. Addition of 1,12-Dodecanedial to Hexafluoropropene

(i) X-Ray Initiation

A mixture of 1,12-dodecanedial (3.0g, 15 mmole) and hexafluoropropene (48.0g, 320 mmole) was irradiated for the period of five days. The reaction tube was opened under vacuum and the product was shown to contain only starting materials by n.m.r. spectroscopy.

(ii) Peroxide Initiation

A mixture of 1,12-dodecanedial (5.0g, 25 mmole), hexafluoropropene (26.0g, 170 mmole) and di-t-butyl peroxide (0.2g) was heated at 140°C in a thermostatically controlled rocking furnace for 48 hours. The reaction tube was opened under vacuum and the excess hexafluoropropene was recovered and the product was collected by filtration and purified by sublimation to give 1,1,1,2,3,3,3,16,16,17,18,18,18-octadecan-4,15-dione (67), (5.7g, 45%); Found: C, 43.8; H, 4.6; F, 45.5%; M+, 498. $C_{18}H_{22}F_{12}O_2$ requires C, 43.3; H, 4.4; F, 45.8%; M, 498); n.m.r. spectrum 28, mass s spectrum 28 and i.r. spectrum 28.

3. Addition of 1,8-Octanedial to Hexafluorocyclobutene

A mixture of 1,8-octanedial (4.3g, 30 mmole) and hexafluorocyclobutene (19.1g, 120 mmole) was irradiated for the period of five days. The reaction tube was opened under vacuum and the excess hexafluorocyclobutene was collected with a material which was believed to be polymer.

4. Addition of 1,12-Dodecanedial to Hexafluorocyclobutene

(i) γ-Ray Initiation

A mixture of 1,12-dodecanedial (3.5g, 18 mmole) and hexafluorocyclobutene (16.0g, 99 mmole) was irradiated for the period of five days. The reaction tube was opened

under vacuum and the product was shown to contain only starting materials by n.m.r. spectroscopy.

(ii) Peroxide Initiation

A mixture of 1,12-dodecanedial (2.0g, 10 mmole), hexafluorocyclobutene (7.0g, 43 mmole) and di-t-butyl peroxide (0.1g) was heated at 140°C, in a thermostatically controlled rocking furnace for 24 hours. The reaction tube was opened under vacuum and the excess hexafluorocyclobutene was recovered and the product was collected by filtration and purified by sublimation to give 1,12-di(2-Hydro-perfluorocyclobutyl) dodecandione (69), (4.3g, 83%); (Found: C, 45.3; H, 3.9; F, 43.1%; (P-165), 357. $C_{20}H_{22}F_{12}O_2$ requires C, 45.9; H, 4.2; F, 43.6%; M, 522); n.m.r. spectrum 29, mass spectrum 29 and i.r. spectrum 29.

5. Addition of 1,8-Octanedial to Octafluorocyclopentene

A mixture of 1,8-octanedial (5.0g, 35 mmole) and octafluorocyclopentene (46.0g, 217 mmole) was irradiated for the period of five days. The reaction tube was opened under vacuum and the excess octafluorocyclopentene was collected with a material which was believed to be polymer.

6. Addition of 1,12-Dodecanedial to Octafluorocyclopentene

(i) X-Ray Initiation

A mixture of 1,12-dodecanedial (5.0g, 25 mmole) and octafluorocyclopentene (21.4g, 101 mmole) was irradiated for the period of five days. The reaction tube was opened under vacuum and the product was shown to contain only starting material by n.m.r. spectroscopy.

(ii) Peroxide Initiation

A mixture of 1,12-dodecanedial (2.5g, 12.6 mmole) octafluorocyclopentene (8.0g, 37.7 mmole) and di-t-butyl peroxide (0.15g) was heated at 140°C in a thermostatically controlled rocking furnace for 24 hours. The reaction tube was opened under vacuum and the excess octafluorocyclopentene was recovered and the product was collected by filtration and purified by sublimation to give 1,12-di (2-Hydro-perfluorocyclopentyl) dodecandione (71), (6.2g, 80%); Found: C, 41.0; H, 3.1; F, 40.2%; M, 622. C₂₂H₂₂F₁₆O₂ requires C, 42.4; H, 3.5; F, 48.8%; M. 622); n.m.r. spectrum 30, mass spectrum 30 and i.r. spectrum 30.

APPENDIX I- NMR SPECTRA

COMPOUND ENDEX

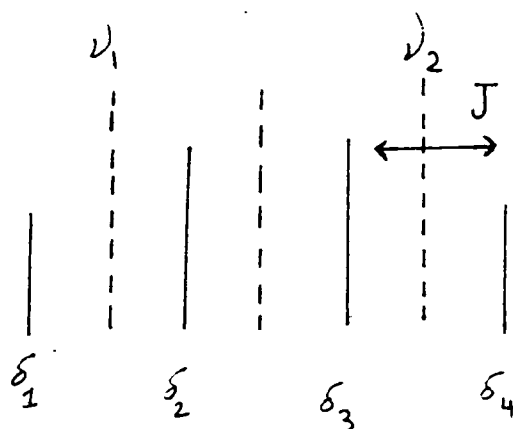
1. 1-methyl-2,2,3,4,4,4-hexafluorobutyl ethyl ether (32)
2. di(1-methyl-2,2,3,4,4,4-hexafluorobutyl)ether (33)
3. 1-methyl-2-H-perfluorocyclobutyl)ethyl ether (34)
4. di(1-methyl-2-H-perfluorocyclobutyl)ether (35)
5. 1-methyl-2-H-perfluorocyclopentyl ethyl ether (36)
6. di(1-methyl-2-H-perfluorocyclopentyl)ether (37)
7. α -(1,2,3,3,3-pentafluoro-1-propenyl)diethylether (42)
8. $\alpha,\bar{\alpha}$ -bis(1,2,3,3,3-pentafluoro-1-propenyl)diethylether (43)
9. α -(2,3,3,4,4-pentafluorocyclobutyl)diethylether (44)
10. 1-methoxy-1-(1-ethoxyethyl)tetrafluoropropene (48)
11. 1-propoxy-(1-ethoxyethyl)-tetrafluoropropene (49)
12. 1-butoxy-1-(1-ethoxyethyl)-tetrafluoropropene (50)
13. $\alpha,\bar{\alpha}$ -bis(1-methoxy-tetrafluoro-1-propenyl)diethylether (51)
14. $\alpha,\bar{\alpha}$ -bis(1-ethoxy-tetrafluoro-1-propenyl)diethylether (52)
15. $\alpha,\bar{\alpha}$ -bis(1-propoxy-tetrafluoro-1-propenyl)diethylether (53)
16. $\alpha,\bar{\alpha}$ -bis(1-butoxy-tetrafluoro-1-propenyl)diethylether (54)
17. 3,3,4,5,5,5-hexafluoropentan-2-one (56)
18. 1,1,1,2,3,3,3-hexafluorononan-4-one (57)
19. 2-H-hexafluoropropyl t-butyl ketone (58)
20. 1,1,1,2,3,3-hexafluoro-5-cyclohexyl-pentane (59)
21. 1,1,1,2,3,3-hexafluoro-6-cyclohexyl-hexan-4-one (60)
22. 1,1,1,2,3,3,7,7,8,9,9,9-dodecafluoro-6-cyclohexyl-nonan-4-one (61)
23. 2-Hydro-hexafluorocyclobutyl pentyl ketone (62)

24. 2-Hydro-octafluorocyclopentyl pentyl ketone (63)
25. 5,5,5-trifluoro-pentan-2-one (64)
26. 4-trifluoromethyl-7,7,7-trifluoroheptan-2-one (65)
27. 1,1,1,2,3,3,12,12,13,14,14,14-dodecafluoro-tetradecan-4,11-dione (66).
28. 1,1,1,2,3,3,3,16,16,17,18,18,18-dodecafluoro-octadodecan-4,15-dione (67)
29. 1,12-di(2-Hydro-perfluorocyclobutyl)dodecandione (69)
30. 1,12-di(2-Hydro-perfluorocyclopentyl)dodecandione (71)

ABBREVIATIONS

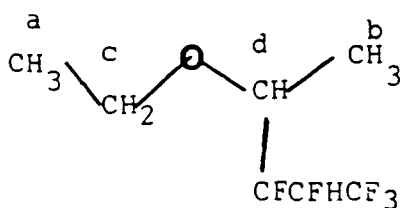
The following abbreviations are used for the splitting patterns of the NMR resonances;

S = singlet
D = doublet
T = triplet
Q = quartet
AB = AB quartet



Chemical shift quoted as 'centre of gravity'
or $\pm \nu/2$ from the mid point of the pattern,
calculated from $(\delta_1 - \delta_3) = (\delta_2 - \delta_4) = \sqrt{\frac{(\Delta\nu)^2 + J^2}{2}}$

P = pentet
Sx = sextet
Sp = septet
Oc = octet
M = multiplet



No.1

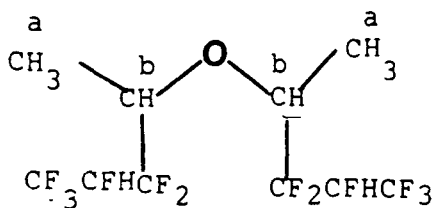
(32)

1
H.n.m.r

	Chemical Shift In p.p.m	Multiplicity	Relative Intensity
CH ₃ (a)	0.88	T	3
CH ₃ (b)	0.97	D	3
CH ₂ (c)	3.3	M	2
CH(d)	3.5	M	1
CFH	4.87	M	1

19
F.n.m.r

	Chemical Shift In p.p.m	Multiplicity	Relative Intensity
CF ₃	-76.6 → -77.1	M	3
CF ₂	-121.3 → -127.0	M	2
CFH	-215.6 → -218.8	M	1



No. 2

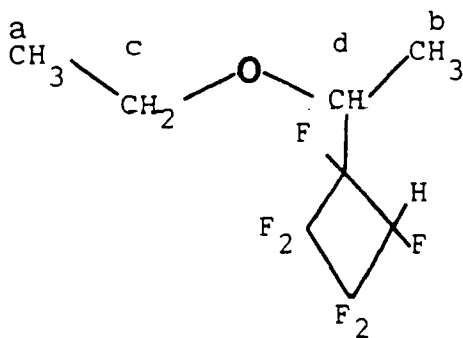
(33)

¹H.n.m.r

	Chemical Shift In p.p.m	Multiplicity	Relative Intensity
CH ₃ (a)	1.09	D	6
CH(b)	3.72	M(broad)	2
CFH	4.78	M	2

¹⁹F.n.m.r

	Chemical Shift In P.p.m	Multiplicity	Relative Intensity
CF ₃	-76.5 → -77.0	M	6
CF ₂	-117.0 → -129.7	M	4
CFH	-213.5 → -216.5	M	2



No. 3

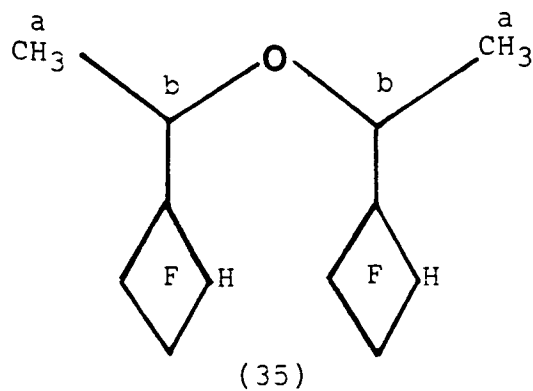
(34)

1
H.n.m.r

	Chemical Shift In p.p.m	Multiplicity	Relative Intensity
CH ₃ (a)	1.12	M	3
CH ₃ (b)	1.26	D	3
CH ₂ (c)	3.34 → 3.64	D(M)	3
CH (d)	3.7 → 3.85	M	1
CFH	4.9 → 5.2	M	1

19
F.n.m.r

	Chemical Shift In p.p.m	Multiplicity	Relative Intensity
CF ₂	-121.7 → -134.5	M	4
CFR	-188.5	D	1
CFH	-215.5	D(D)	1



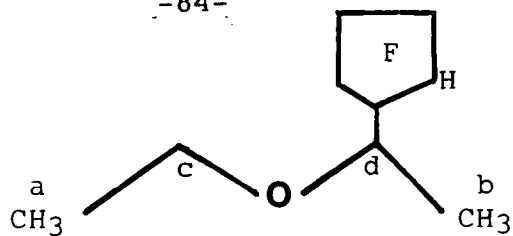
No. 4

1
H.n.m.r

	Chemical Shift In p.p.m	Multiplicity	Relative Intensity
CH ₃ (a)	1.36	M	6
CH(a)	3.9 → 4.19	M	2
CFH	4.9 → 5.25	M	2

19
F.n.m.r

	Chemical Shift In p.p.m	Multiplicity	Relative Intensity
CF ₂	-115.4 → -136.0	M	16
CFR	[-188.4 -200.4	M	4
		M	4
CFH	[-212.4 -222.8	M	4
		M	4



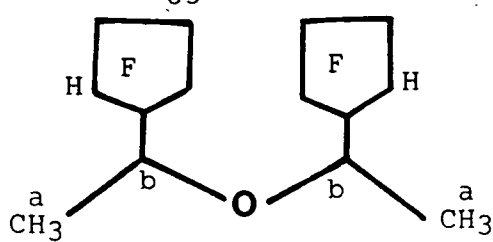
No. 5

¹H.n.m.r

	Chemical Shift In p.p.m	Multiplicity	Relative Intensity
CH ₃ (a)	1.2	Q	3
CH ₃ (b)	1.4	D	3
CH ₂ (c)	3.2 → 3.5	D(M)	2
CH(d)	3.6 → 3.8	D(M)	1
CFH	4.7 → 5.0	D(M)	1

¹⁹F.n.m.r

	Chemical Shift In p.p.m	Multiplicity	Relative Intensity				
CF ₂	-115.98 → -134.50	M	6				
CFR	{ -189.5 -191.3 -195.14	M	1				
				CFH	{ -209.33 -210.64 -224.36 -228.53	D(M)	1



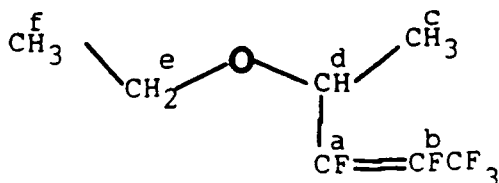
(37)

1
H.n.m.r

	Chemical Shift In p.p.m	Multiplicity	Relative Intensity
CH ₃ (a)	1.44	M	6
CH(b)	4.0 → 4.3	M	2
CFH	5.0 → 5.2	D(M)	2

19
F.n.m.r

	Chemical Shift In p.p.m	Multiplicity	Relative Intensity				
CF ₂	-116.5 → -134.3	M	12				
CFR	[-189.7 -193.3 -194.5]	M	2				
				CFH	[-210.0 -226.5 -230.0]	M	2



No.7

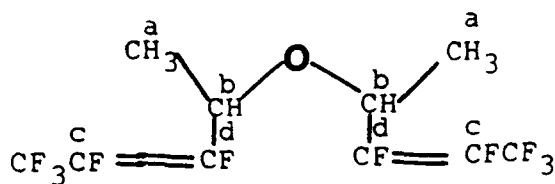
(42)

¹⁹F.n.m.r

	Chemical Shift In P.P.m	Multiplicity	Relative Intensity
CF ₃	-65.75	S	3
CF(a)	-140.3	S	1
CF(b)	-155.4	S	1

¹H.n.m.r

	Chemical Shift In P.P.m	Multiplicity	Relative Intensity
CH ₃ (f)	1.19	T	3
CH ₃ (c)	1.40	D	3
CH ₂ (e)	3.34	Q	2
CH(d)	4.30	Q	1



No. 8

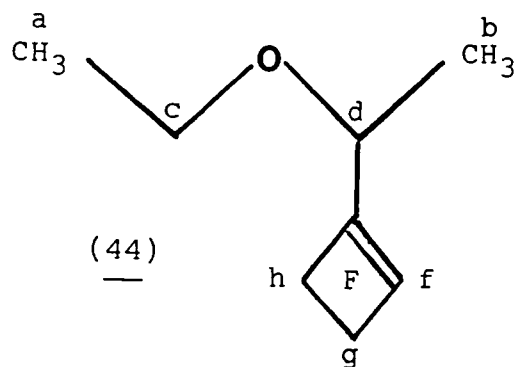
(43)

1
H.n.m.r

	Chemical Shift In P.P.m	Multiplicity	Relative Intensity
CH ₃ (a)	1.4	D	6
CH(b)	4.5	Q	2

19
F.n.m.r

	Chemical Shift In P.P.m	Multiplicity	Relative Intensity
CF ₃	-66.8	S	6
CF(c)	-140.1	S	2
CF(d)	-153.8	S	2



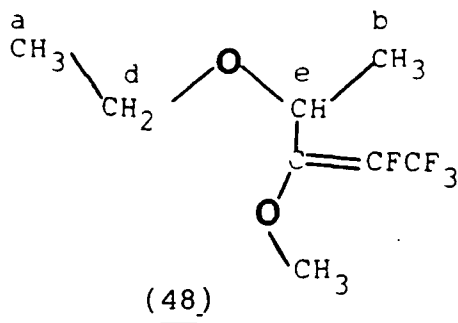
No. 9

 1
H.n.m.r

	Chemical Shift In p.p.m	Multiplicity	Relative Intensity
CH ₃ (a)	1.12	T	3
CH ₃ (b)	1.3	D	3
CH ₂ (c)	3.4 → 3.5	Q	2
CH (d)	4.2	Q	1

 19
F.n.m.r

	Chemical Shift In p.p.m	Multiplicity	Relative Intensity
CF(f)	-113.1	T	1
CF ₂ (g)	-116.0	Q	2
CF ₂ (h)	-118.3	T	2



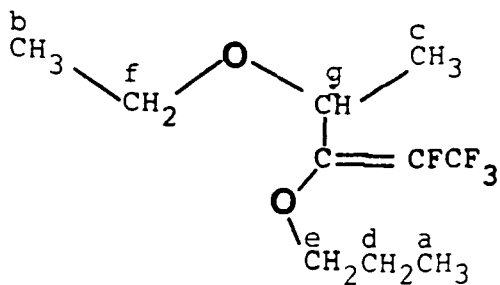
No. 10

1
H.n.m.r

	Chemical Shift In p.p.m	Multiplicity	Relative Intensity
CH ₃ (a)	1.14 → 1.36	M	3
CH ₃ (b)	1.5 → 1.6	M	3
CH ₃ (c)	3.7 → 4.0	M	3
CH ₂ (d)	3.3 → 3.55	M	2
CH (e)	4.1 → 4.47	M	1

19
F.n.m.r

	Chemical Shift In p.p.m	Multiplicity	Relative Intensity
CF ₃	-62.9 → -67.4	M	3
CF	-156.6 → -160.79	M	1



No.11

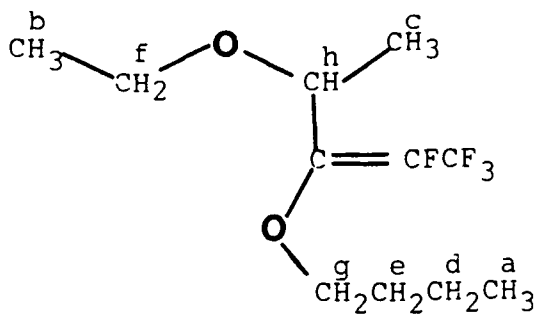
(49)

¹
H.n.m.r

	Chemical Shift In p.p.m	Multiplicity	Relative Intensity
CH ₃ (a)	1.74	T	3
CH ₃ (b)	1.95	T	3
CH ₃ (c)	2.1	D	3
CH ₂ (d)	2.4 → 2.55	M	2
CH ₂ (f)	4.1 → 4.25	M	2
CH ₂ (e)	4.8 → 4.90	M	2
CH (g)	4.91 → 5.03	M	1

¹⁹
F.n.m.r

	Chemical Shift In p.p.m	Multiplicity	Relative Intensity
CF ₃	-61.8 → -66.13	M	3
CF	-154.9 → -161.40	M	1



No. 12

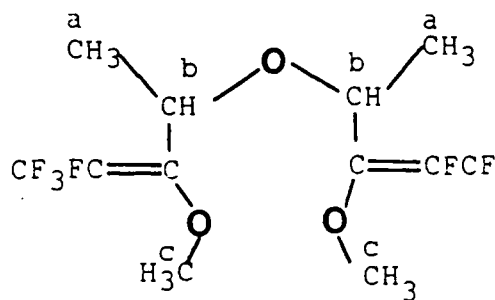
(50)

¹H.n.m.r.

	Chemical Shift In p.p.m	Multiplicity	Relative Intensity
CH ₃ (a)	0.95	M	3
CH ₃ (b)	1.20	T	3
CH ₃ (c)	1.32	D	3
CH ₂ (d)	1.42	M	2
CH ₂ (e)	1.65	M	2
CH ₂ (f)	3.40	M	2
CH ₂ (g)	4.0	M	2
CH (h)	4.2	M	1

¹⁹F.n.m.r.

	Chemical Shift In p.p.m	Multiplicity	Relative Intensity
CF ₃	-62.7 → -67.1	M	3
CF	-155.7 → -160.9	M	1



No.13

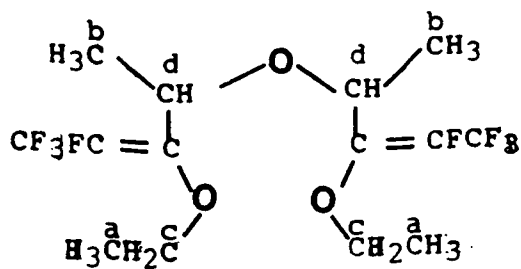
(51)

1
H.n.m.r

	Chemical Shift In p.p.m	Multiplicity	Relative Intensity
CH ₃ (a)	1.09 → 1.41	M	6
CH(b)	4.2 → 4.4	M	2
CH ₃ (c)	3.5 → 4.01	M	6

19
F.n.m.r

	Chemical Shift In p.p.m	Multiplicity	Relative Intensity
CF ₃	-62.4 → -67.5	M	6
CF	-155.2 → -160.2	M	2



No. 14

(52)

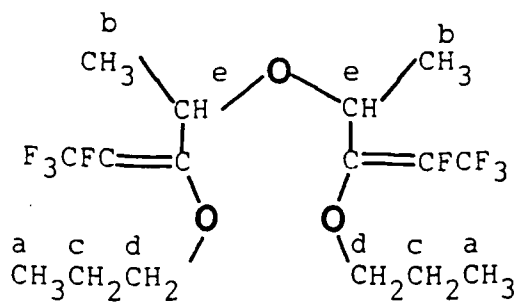
¹H.n.m.r

	Chemical shift In p.p.m	Multiplicity	Relative Intensity
CH ₃ (a)	1.01	T	6
CH ₃ (b)	1.27	D	6
CH ₂ (c)	4.2	Q	4
CH (d)	3.4	Q	2

¹⁹F.n.m.r

	Chemical shift In p.p.m	Multiplicity	Relative Intensity
CF ₃	-63.15 → -67.0	M	6
CF	-155.11 → -160.4	M	2

No. 15

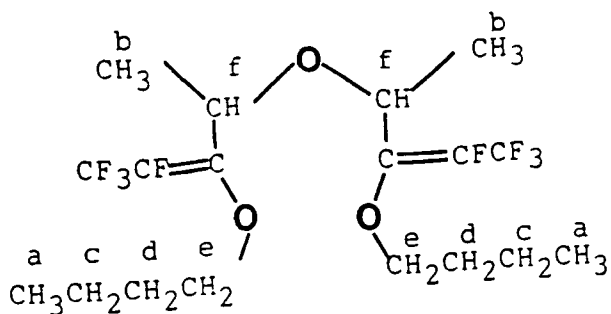


1
H.n.m.r

	Chemical Shift In p.p.m	Multiplicity	Relative Intensity
CH ₃ (a)	0.98	T	6
CH ₃ (b)	1.29 → 1.35	M	6
CH ₂ (c)	1.57 → 1.72	M	4
CH ₂ (d)	4.0 → 4.4	M	4
CH (e)	4.5 → 4.9	M	2

19
F.n.m.r

	Chemical Shift In p.p.m	Multiplicity	Relative Intensity
CF ₃	-63.1 → -67.4	M	6
CF	-155.2 → -160.6	M	2



No.16

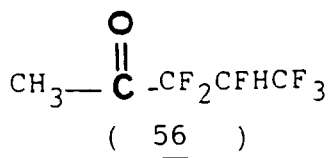
(54)

¹H.n.m.r

	Chemical Shift In p.p.m	Multiplicity	Relative Intensity
CH ₃ (a)	0.96	T	6
CH ₃ (b)	1.29 → 1.40	M	6
CH ₂ (c)	1.4 → 1.48	M	4
CH ₂ (d)	1.51 → 1.67	M	4
CH ₂ (e)	3.6 → 4.05	M	4
CH (f)	4.1 → 4.5	M	2

¹⁹F.n.m.r

	Chemical Shift In p.p.m	Multiplicity	Relative Intensity
CF ₃	-62.2 → -67.3	M	6
CF	-155.0 → -160.1	M	2



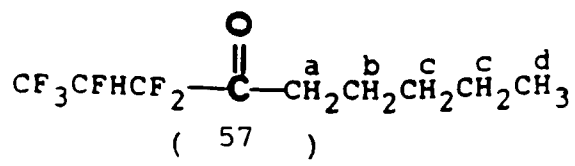
Nb.17

¹H.n.m.r.

	Chemical shift In p.p.m	Multiplicity	Relative Intensity
CH ₃	1.90	S	3
CFH	5.2	M	1

¹⁹F.n.m.r.

	Chemical shift In p.p.m	Multiplicity	Relative Intensity
CF ₃	-75.0	M	3
CF ₂	-117.0	M	2
CFH	-215.9	M	1



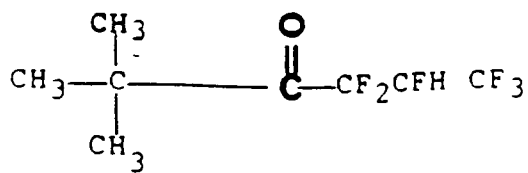
No. 18

¹H.n.m.r

	Chemical shift In p.p.m	Multiplicity	Relative Intensity
CFH	5.0	M	1
CH ₂ (a)	2.5	T	2
CH ₂ (b)	1.6	M	2
CH ₂ (c)	1.18	M	2
CH ₃ (d)	0.81	T	3

¹⁹F.n.m.r

	Chemical shift In p.p.m	Multiplicity	Relative Intensity
CF ₃	-75.4	M	3
CF ₂	-116.8	Q	2
CFH	-217.0	M	1



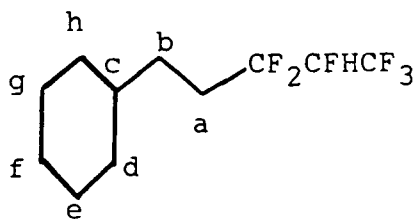
(58)

¹H.n.m.r

	Chemical shift In p.p.m	Multiplicity	Relative Intensity
CH ₃	1.1	S	9
CFH	5.0	M	1

¹⁹F.n.m.r

	Chemical shift In p.p.m	Multiplicity	Relative Intensity
CF ₃	-75.4	M	3
CF ₂	-117.0	Q	2
CFH	-217.1	M	1



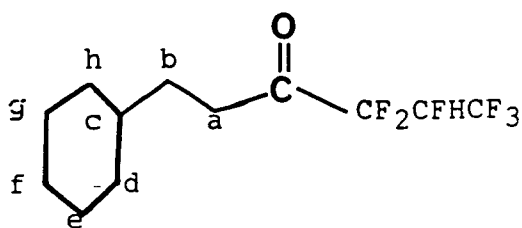
No.20

1
H.n.m.r

	Chemical Shift In p.p.m	Multiplicity	Relative Intensity
CH ₂ (a)	2.1 → 3.36	M	2
CH ₂ (f)	0.98	M	2
CH ₂ (g) CH ₂ (e)	1.16 → 1.3	M	4
CH ₂ (d)	1.48	M	4
CH ₂ (b) CH ₂ (h) CH (c)	1.74	broad	5

19
F.n.m.r

	Chemical Shift In p.p.m	Multiplicity	Relative Intensity
CF ₃	-74.6	D	3
CF ₂	-107 → -111.9	D(d)	2
CFH	-210.9	D	1



No. 21

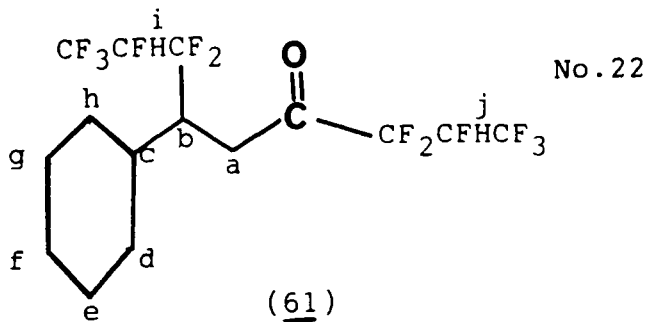
(60)

¹
H.n.m.r

	Chemical Shift In p.p.m	Multiplicity	Relative Intensity
CH ₂ (f)	0.95	Q	2
CH ₂ (g) CH ₂ (e)	1.19 → 1.24	M	4
CH ₂ (d)	1.43 → 1.55	M	
CH ₂ (b) CH ₂ (h) CH (c)	1.67	broad	5
CH ₂ (a)	2.78	T	2
CFH	5.1 → 5.38	D(M)	1

¹⁹
F.n.m.r

	Chemical Shift In p.p.m	Multiplicity	Relative Intensity
CF ₃	-74.6 → -75.2	M	3
CF ₂	-116.0 → -124.7	D(d)	2
CFH	-216.3	D	1

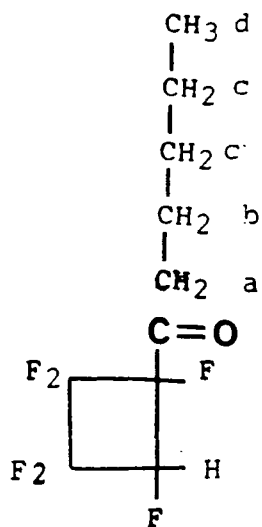


1
H.n.m.r

	Chemical Shift In p.p.m	Multiplicity	Relative Intensity
CH ₂ (f)	0.97	M	2
CH ₂ (g) } CH ₂ (e) }	1.17 → 1.26	M	4
CH ₂ (d) } CH ₂ (h) } CH (c) }	1.29 → 2.32	M	5
CH (b)	2.39	D(T)	1
CH ₂ (a)	2.87	M	2
CFH (i)	4.6 → 4.9	D(M)	1
CFH (j)	5.0 → 5.5	D(M)	1

19
F.n.m.r

	Chemical Shift In p.p.m	Multiplicity	Relative Intensity
CF ₃	-74.1	Q	6
CF ₂	-116.07 → -124.8	M	4
CFH	-206.5 → -216.4	M	2



No. 23

(62)

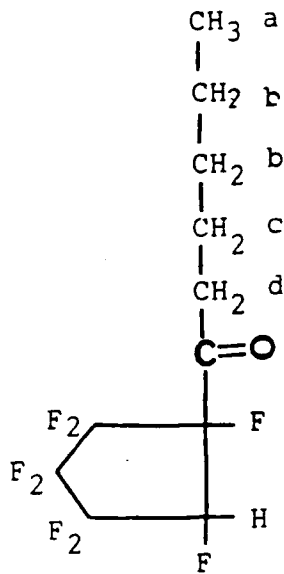
1
H.n.m.r.

	Chemical Shift In P.P.m	Multiplicity	Relative Intensity
CH ₃ (d)	0.82	T	3
CH ₂ (c)	1.17	M	4
CH ₂ (b)	1.47	M	2
CH ₂ (a)	2.40	M	2
CFH	5.0	M	1

19
F.n.m.r.

	Chemical Shift In P.P.m	Multiplicity	Relative Intensity
CFR	$\left\{ \begin{array}{l} -175.0 \\ -197.81 \end{array} \right.$	M	1
CFH	$\left\{ \begin{array}{l} -213.57 \\ -223.0 \end{array} \right.$	M	1

No. 24



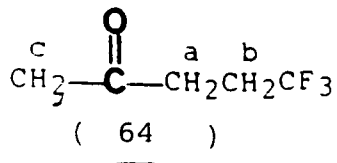
(63)

¹
H.n.m.r

	Chemical Shift In p.p.m	Multiplicity	Relative Intensity
CH ₃ (a)	0.91	T	3
CH ₂ (b)	1.15 → 1.26	M	4
CH ₂ (c)	1.47 → 1.61	M	2
CH ₂ (d)	2.24 → 2.82	M	2
CFH	4.91 → 5.65	M	1

¹⁹
F.n.m.r

	Chemical Shift In p.p.m	Multiplicity	Relative Intensity
CF ₂	-114.6 → 127.7	M	6
	-128.18 → -137.9	M	6
CF	-176.70	S	1
	-193.84		
CFH	-216.2	D	1
	-227.90		



No. 25

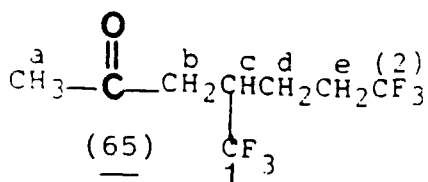
¹H.n.m.r

7

	Chemical shift In p.p.m	Multiplicity	Relative Intensity
CH ₃ (c)	1.99	S	3
CH ₂ (b)	2.25	T	2
CH ₂ (a)	2.7	M	2

¹⁹F.n.m.r

	Chemical shift In p.p.m	Multiplicity	Relative Intensity
CF ₃	-67.8	S	3



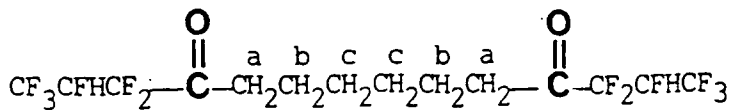
No.26

1
H.n.m.r

	Chemical shift In p.p.m	Multiplicity	Relative Intensity
CH ₃ (a)] CH (b)]	2.08	M	5.
CH ₂ (e)	2.7 → 2.8	D(b)	2
CH (c)	2.4	Q	1
CH ₂ (d)	1.4 → 1.8	M	2

19
F.n.m.r

	Chemical shift In p.p.m	Multiplicity	Relative Intensity
CF ₃ (1)	-71.08	S	3
CF ₃ (2)	-67.90	S	3



No. 27

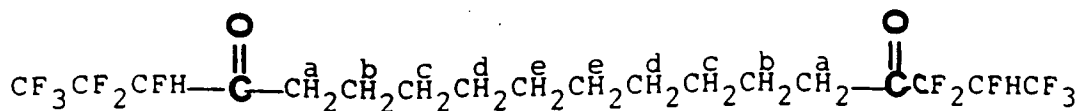
(66)

¹
H.n.m.r.

	Chemical shift In p.p.m.	Multiplicity	Relative Intensity
CH ₂ (a)	3.4	T	4
CH ₂ (b)	2.5	M	4
CH ₂ (c)	1.8	M	4
CFH	6.2	M	2

¹⁹
F.n.m.r.

	Chemical shift In p.p.m.	Multiplicity	Relative Intensity
CF ₃	-75.07	M	6
CF ₂	-117.0	M	4
CFH	-217.0	M	2



(67)

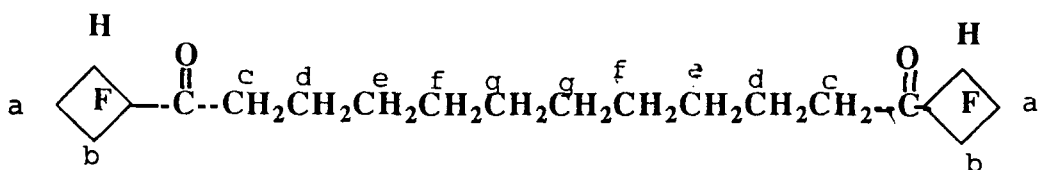
No.28

¹H.n.m.r

	Chemical shift In p.p.m	Multiplicity	Relative Intensity
CH ₂ (a)	2.71	T	4
CH ₂ (b)	1.64	M	4
CH ₂ (c)	1.4	M	12
CH ₂ (d)			
CH ₂ (e)			
CFH	5.1 → 5.4	D(M)	2

¹⁹F.n.m.r

	Chemical shift In p.p.m	Multiplicity	Relative Intensity
CF ₃	-75.0	M	6
CF ₂	-117.9	M	4
CFH	-217.2	M	2

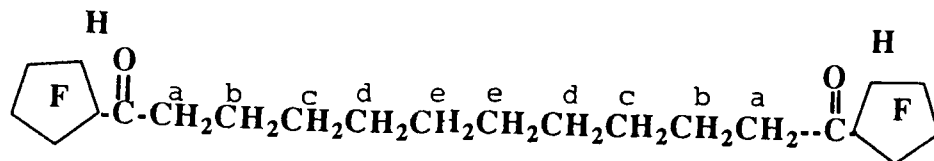


¹
H.n.m.r

	Chemical Shift In p.p.m	Multiplicity	Relative Intensity
CH ₂ (e) CH ₂ (f) CH ₂ (g)	1.28	M(broad)	12
CH ₂ (c) CH ₂ (d)	2.3 → 2.78	M	8
CFH	5.1 → 5.5	M	2

¹⁹
F.n.m.r

	Chemical Shift In p.p.m	Multiplicity	Relative Intensity
CF ₂ (a)	-116.8 → -121.9	M	4
CF ₂ (b)	-126.2 → -131.2	M	4
CFR	-172.6	M	2
CFH	-194.5 → -197.8	M	2
	-212.9 → -216.6		
	-218.3 → -221.6		



1
H.n.m.r

(71)

	Chemical Shift In p.p.m	Multiplicity	Relative Intensity
CH ₂ (c) CH ₂ (d) CH ₂ (e)	1.27 → 1.48	M(broad)	12
CH ₂ (b)	2.0 → 2.18	M(broad)	4
CH ₂ (a)	2.67	M(broad)	4
CFH	5.0 → 5.5	D(M)	2

19
F.n.m.r

	Chemical Shift In p.p.m	Multiplicity	Relative Intensity
CF ₂	[-114.4 → -133.1 -176.2]	M	12
CFR	-184.83 → -193.2	M	2
CFH	[-208.0 → -215.6 -225.0 → -227.11]	M	2

APPENDIX II- MASS SPECTRA

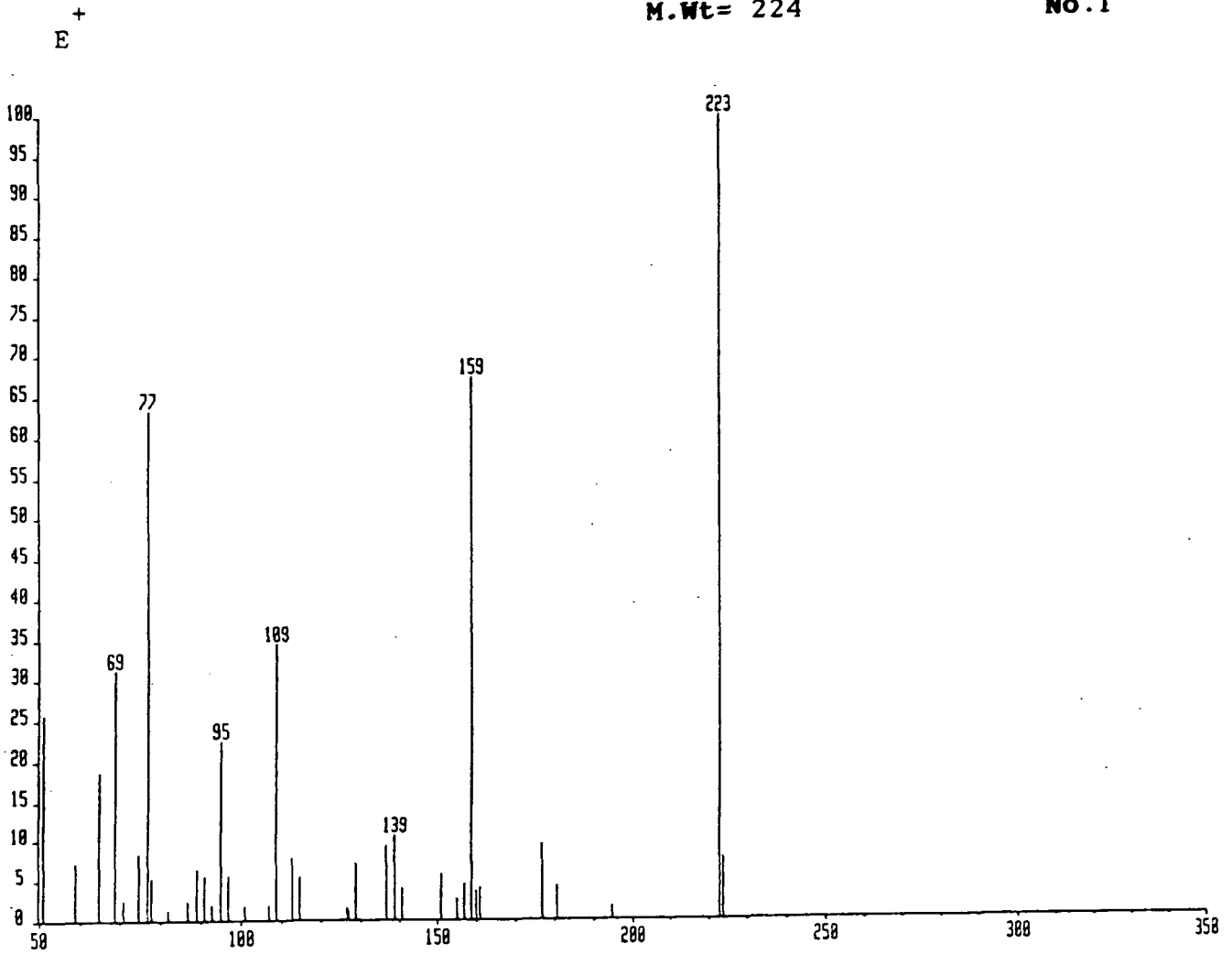
COMPOUND ENDEX

1. 1-methyl-2,2,3,4,4,4-hexafluorobutyl ethyl ether (32)
2. di(1-methyl-2,2,3,4,4,4-hexafluorobutyl)ether (33)
3. 1-methyl-2-H-perfluorocyclobutyl)ethyl ether (34)
4. di(1-methyl-2-H-perfluorocyclobutyl)ether (35)
5. 1-methyl-2-H-perfluorocyclopentyl ethyl ether (36)
6. di(1-methyl-2-H-perfluorocyclopentyl)ether (37)
7. α -(1,2,3,3,3-pentafluoro-1-propenyl)diethylether (42)
8. α,α -bis(1,2,3,3,3-pentafluoro-1-propenyl)diethylether (43)
9. α -(2,3,3,4,4-pentafluorocyclobutyl)diethylether (44)
10. 1-methoxy-1-(1-ethoxyethyl)tetrafluoropropene (48)
11. 1-propoxy-(1-ethoxyethyl)-tetrafluoropropene (49)
12. 1-butoxy-1-(1-ethoxyethyl)-tetrafluoropropene (50)
13. α,α -bis(1-methoxy-tetrafluoro-1-propenyl)diethylether (51)
14. α,α -bis(1-ethoxy-tetrafluoro-1-propenyl)diethylether (52)
15. α,α -bis(1-propoxy-tetrafluoro-1-propenyl)diethylether (53)
16. α,α -bis(1-butoxy-tetrafluoro-1-propenyl)diethylether (54)
17. 3,3,4,5,5,5-hexafluoropentan-2-one (56)
18. 1,1,1,2,3,3,3-hexafluorononan-4-one (57)
19. 2-H-hexafluoropropyl t-butyl ketone (58)
20. 1,1,1,2,3,3-hexafluoro-5-cyclohexyl-pentane (59)
21. 1,1,1,2,3,3-hexafluoro-6-cyclohexyl-hexan-4-one (60)
22. 1,1,1,2,3,3,7,7,8,9,9,9-dodecafluoro-6-cyclohexyl-nonan-4-one (61)
23. 2-Hydro-hexafluorocyclobutyl pentyl ketone (62)

24. 2-Hydro-octafluorocyclopentyl pentyl ketone (63)
25. 5,5,5-trifluoro-pentan-2-one (64)
26. 4-trifluoromethyl-7,7,7-trifluoroheptan-2-one (65)
27. 1,1,1,2,3,3,12,12,13,14,14,14-dodecafluoro-tetradecan-4,11-dione (66).
28. 1,1,1,2,3,3,3,16,16,17,18,18,18-dodecafluoro-octadodecan-4,15-dione (67)
29. 1,12-di(2-Hydro-perfluorocyclobutyl)dodecandione (69)

M.Wt = 224

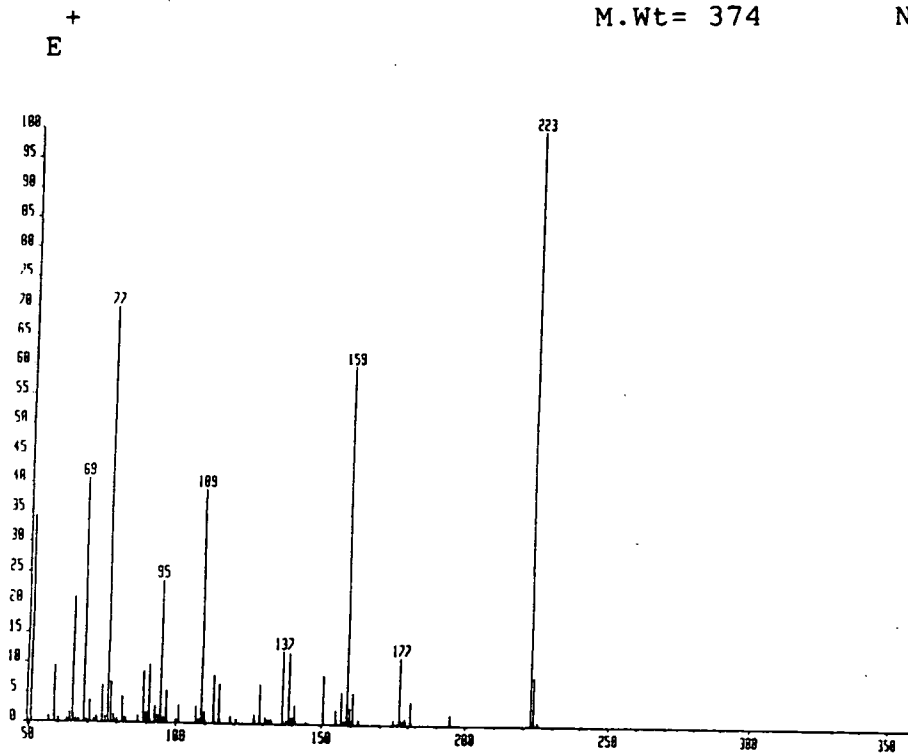
No. 1



Mass	% Base
50.91	25.69
58.93	7.06
64.91	18.51
68.89	31.12
70.93	2.39
74.91	8.23
76.89	63.22
77.90	5.20
81.88	1.23
86.89	2.22
88.88	6.42
90.89	5.43
92.86	1.75
94.86	22.42
96.88	5.43
100.85	1.63
106.87	1.69
108.86	34.33
112.83	7.76
114.84	5.31
126.81	1.28
126.86	0.99
128.83	7.01
136.82	9.22
138.82	10.45
140.79	3.85
150.79	5.66
154.79	2.51
156.82	4.50
158.80	67.37
159.83	3.56
160.78	4.03
176.80	9.40
180.78	4.09
194.78	1.46
222.76	100.00

M.Wt= 374

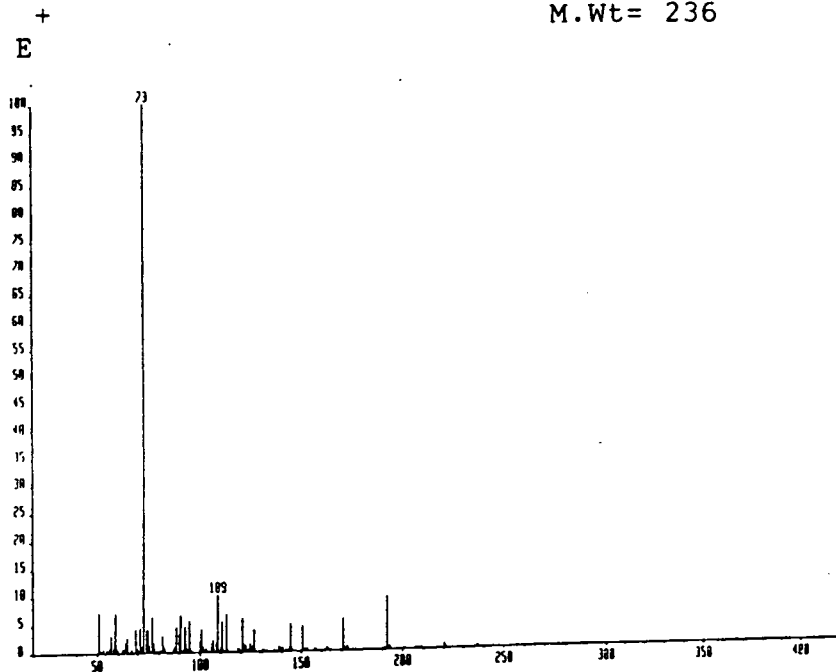
No. 2



Mass	% Base	Mass	% base
50.91	34.05	162.80	0.54
56.91	0.91	174.81	0.75
58.93	9.22	175.80	0.22
59.93	0.62	176.80	11.03
62.92	0.43	177.80	0.54
63.91	1.49	178.81	0.86
64.91	20.83	180.76	3.75
65.91	0.51	194.77	1.62
66.90	0.44	222.77	100.00
68.88	40.54	223.77	8.02
69.88	0.32	224.81	0.46
70.92	3.62		
71.93	0.38		
72.48	0.30		
72.91	0.95		
74.90	6.05		
75.90	0.95		
76.89	69.65		
77.90	6.71		
78.90	1.18		
79.88	0.44		
81.87	4.24		
82.88	0.83		
86.90	0.99		
88.88	8.47		
89.88	1.70		
90.89	9.53		
92.87	2.78		
93.88	1.27		
94.86	23.71		
95.88	0.89		
96.88	5.23		
99.85	0.41		
100.85	2.84		
106.87	2.73		
107.85	0.56		
108.86	38.76		
109.87	1.75		
112.83	7.82		
114.85	6.55		
118.85	1.06		
120.88	0.56		
126.85	1.43		
128.82	6.40		
130.81	0.97		
131.80	0.54		
132.83	0.59		
136.82	12.01		
137.84	0.44		
138.82	11.73		
139.84	1.06		
140.80	2.99		
144.80	0.22		
150.79	8.04		
154.79	2.30		
156.82	5.31		
157.82	0.41		
158.81	59.67		

M.Wt= 236

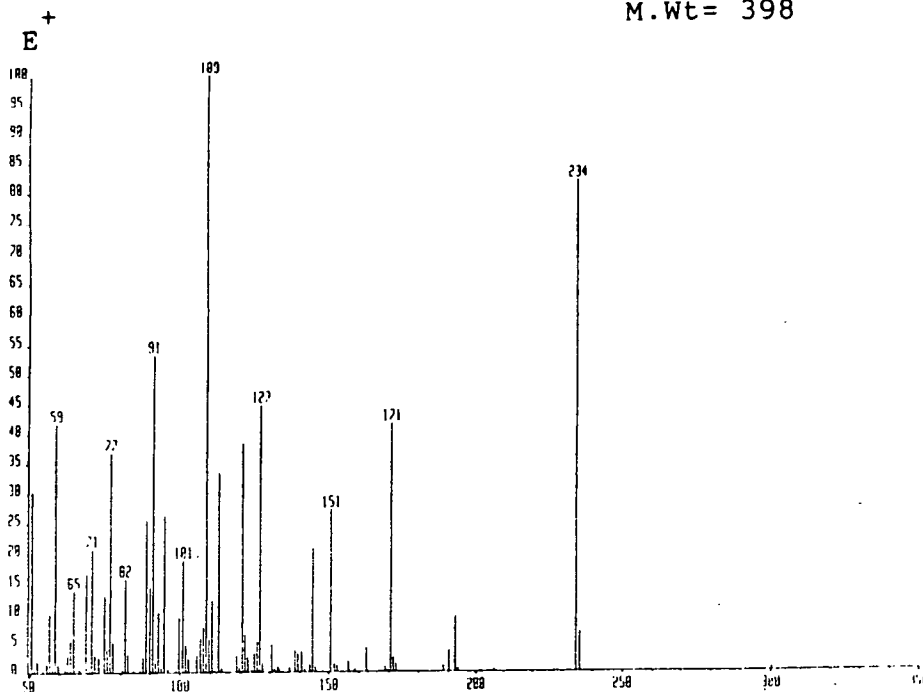
No. 3



Mass	% Base	Mass	% Base
50.91	7.16	130.81	0.37
51.93	0.37	132.84	0.18
52.94	0.38	136.81	0.15
54.92	0.35	138.83	0.89
55.92	0.53	139.83	0.49
56.92	2.90	140.83	0.63
57.93	0.68	142.82	0.11
58.92	6.97	143.81	0.36
59.93	0.63	144.80	4.69
62.91	0.63	145.80	0.17
63.91	1.64	150.81	4.25
64.91	2.52	151.82	0.31
66.89	0.36	152.80	0.23
68.88	3.98	156.80	0.30
69.91	0.60	162.79	0.43
70.91	4.31	170.80	5.57
71.92	0.96	171.81	0.35
72.94	100.00	172.78	0.57
73.95	3.92	190.78	0.21
74.89	3.97	192.74	9.30
75.90	1.22	193.76	0.45
76.89	6.24	200.80	0.13
77.90	1.66	206.76	0.33
78.91	0.20	208.78	0.14
80.87	0.24	220.76	0.78
81.87	2.81	236.79	0.33
82.89	0.77		
86.89	0.24		
87.88	0.92		
88.88	4.40		
89.89	2.92		
90.89	6.58		
91.89	0.40		
92.86	4.38		
93.86	0.65		
94.86	5.56		
95.87	0.18		
99.84	1.74		
100.86	3.96		
101.87	0.83		
102.88	0.54		
103.86	0.11		
104.86	0.16		
105.86	1.46		
106.86	2.12		
107.86	1.42		
108.85	10.10		
109.86	0.73		
110.83	5.39		
111.83	0.22		
112.82	6.71		
118.84	0.61		
119.83	0.22		
120.84	6.00		
121.85	0.87		
122.82	1.20		
123.84	0.35		
124.83	1.29		

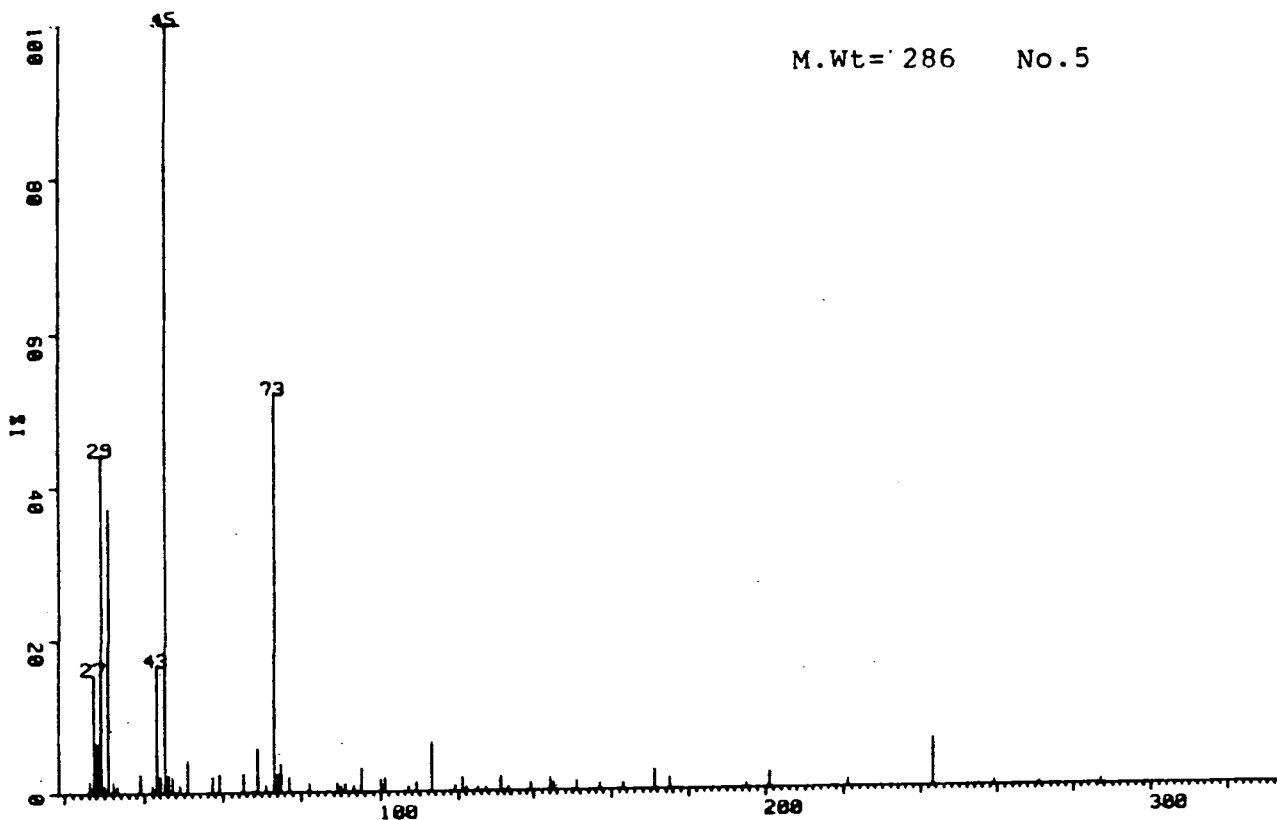
M.Wt= 398

No. 4

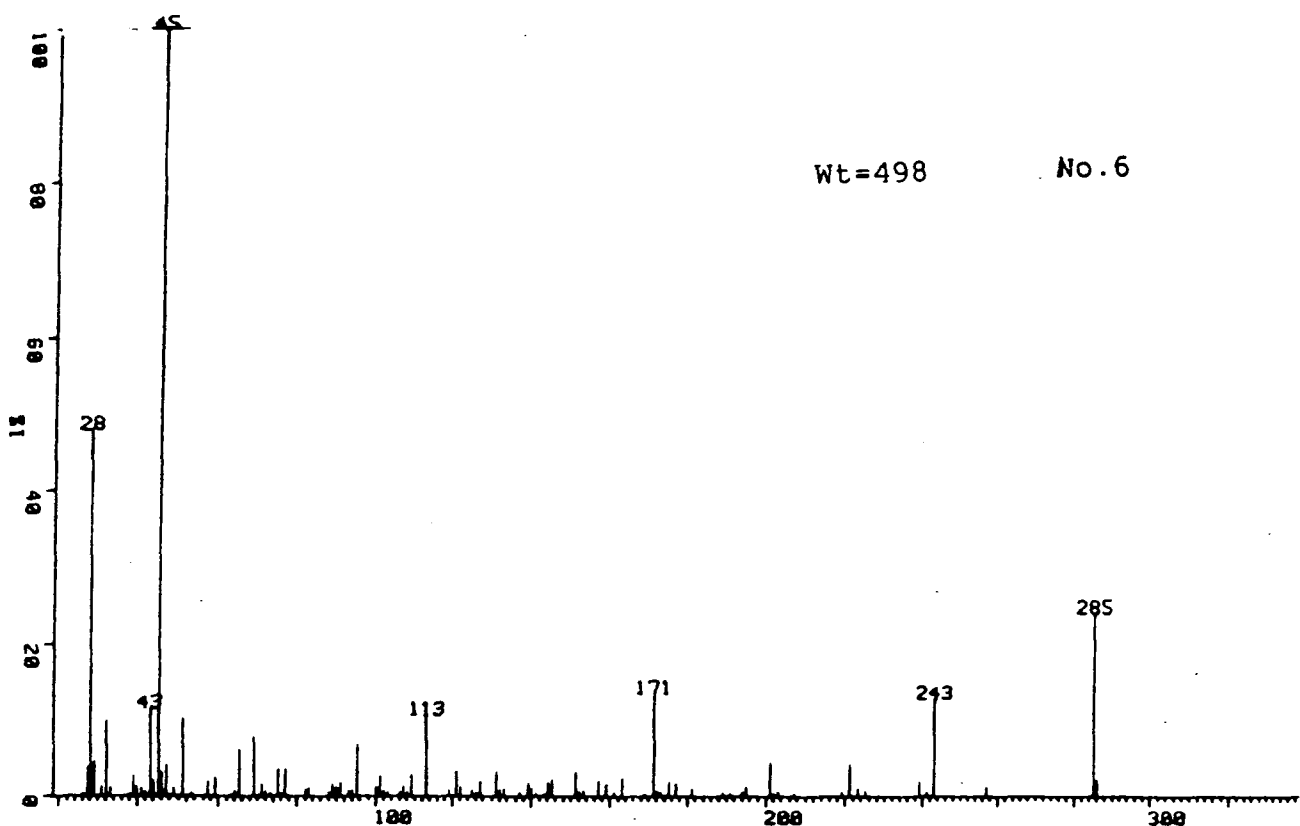


Mass	% Base	Mass	% Base
50.84	30.13	127.68	1.56
51.86	1.07	130.64	4.60
52.87	1.87	131.67	0.39
54.85	0.31	132.65	0.81
55.84	1.32	132.88	0.49
56.83	9.81	133.15	0.30
57.84	1.52	136.65	0.62
58.84	41.80	138.65	3.62
59.85	1.41	139.66	3.07
61.83	0.52	140.66	3.41
62.82	2.94	141.65	0.39
63.81	5.26	143.62	1.17
64.82	13.77	144.62	20.73
66.79	0.50	145.64	0.69
68.79	16.69	150.62	27.17
69.81	1.45	151.63	1.40
70.81	20.77	152.63	1.02
71.82	2.90	156.60	1.66
72.80	2.47	158.64	0.24
74.78	12.87	162.60	3.99
75.80	3.96	168.62	0.73
76.79	36.83	169.62	0.30
77.80	5.10	170.60	41.60
80.77	0.52	171.60	2.32
81.76	15.76	172.57	1.22
82.78	3.08	188.56	0.94
84.51	0.22	190.55	3.54
86.75	0.31	192.52	9.20
87.76	2.65	193.53	0.43
88.76	25.44	206.50	0.35
89.76	14.42	234.49	81.83
90.77	53.34	235.50	6.51
91.78	1.75	300.36	0.46
92.74	9.93		
93.73	1.47		
94.74	26.14		
95.76	0.52		
98.74	0.30		
99.71	9.13		
100.73	18.83		
101.74	4.54		
102.74	2.27		
105.72	2.70		
106.72	5.81		
107.72	7.45		
108.71	100.00		
109.72	5.45		
110.69	12.03		
111.67	0.41		
112.68	33.37		
113.68	0.61		
118.68	2.79		
119.69	0.75		
120.69	38.38		
121.70	6.15		
122.67	2.48		

M.Wt = 286 No. 5



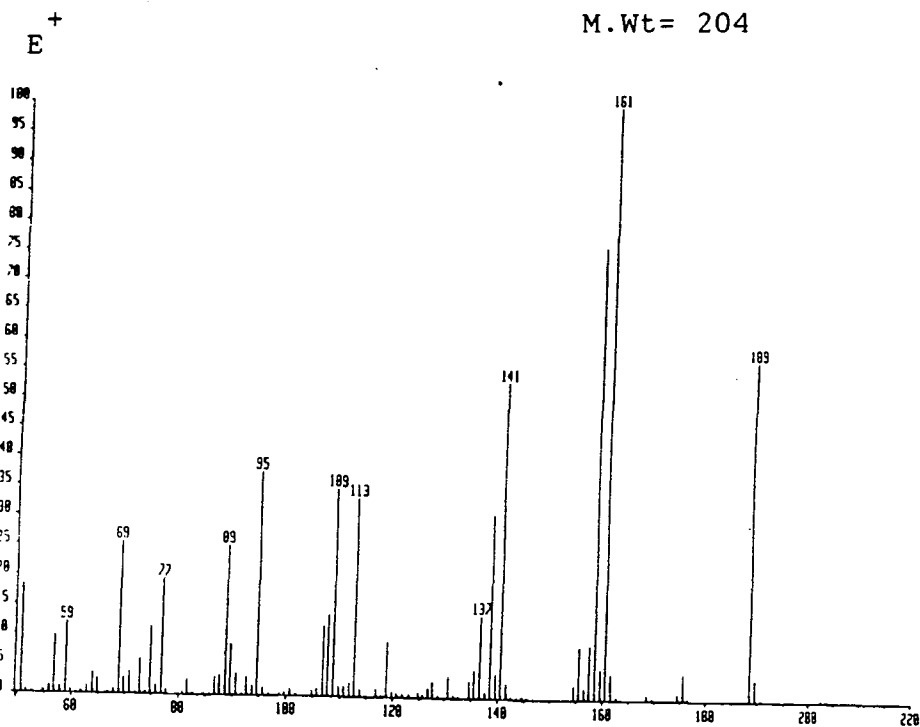
MASS	REL. INT.	MASS	REL. INT.
29.02	1.05	37.00	0.87
37.02	10.50	39.08	1.10
41.01	1.00	43.01	0.95
43.03	4.08	45.05	3.17
45.05	100.00	49.01	1.30
51.00	0.87	55.08	1.88
53.07	0.95	57.04	0.75
55.08	0.95	59.01	1.24
60.03	33.43	63.04	0.61
61.07	1.37	65.01	0.83
63.04	1.01	67.03	1.27
65.07	2.33	71.07	0.64
67.01	1.15	73.08	0.64
69.08	16.05	77.08	0.50
73.10	0.80	81.01	1.27
75.10	1.05	83.08	0.69
77.13	100.00	85.04	1.15
79.18	1.00	87.08	1.29
81.11	1.11	89.09	1.01
83.10	1.05	91.05	1.33
85.05	1.35	93.07	0.95
87.09	1.15	95.09	1.05
89.02	1.48	97.07	0.71
91.13	2.57	99.10	1.51
93.05	5.22	101.12	0.50
95.00	0.95	103.05	2.16
97.11	52.11	105.10	1.10
99.11	0.45	107.10	6.42
101.03	3.76	109.10	0.83
103.01	2.05	111.12	0.50
105.05	1.15	113.15	0.78
107.08	1.08		



Mass	Base%	Mass	Base%	Mass	Base%	Mass	Base%
26.30	0.47	68.96	7.90	131.02	3.30	207.11	0.41
27.23	3.93	70.99	1.62	132.07	1.09	219.11	0.74
28.11	47.86	72.05	0.68	133.08	1.18	221.10	4.48
28.13	1.24	73.11	0.41	137.07	0.56	223.08	1.21
28.97	4.63	75.08	3.66	139.05	1.89	225.09	0.80
29.00	1.09	76.08	0.53	140.02	1.21	239.08	2.03
30.86	1.33	77.06	3.57	141.06	0.38	241.10	0.50
30.89	0.62	82.02	1.00	143.07	0.35	243.09	13.06
31.97	9.97	83.07	1.15	144.09	1.92	257.13	1.24
33.08	1.21	88.03	0.50	145.10	0.33	285.16	24.15
38.05	0.35	89.00	1.77	151.04	3.21	286.13	2.27
38.97	2.74	89.95	1.33	152.07	0.83		
39.81	1.42	91.02	1.89	153.09	0.83		
40.96	1.09	93.05	0.97	157.07	2.09		
42.02	0.68	94.06	0.91	159.05	1.74		
42.06	0.47	95.08	6.81	161.05	0.62		
43.09	11.68	99.95	1.36	163.07	2.48		
43.12	1.56	101.02	2.65	169.05	0.38		
44.10	1.03	102.06	0.88	171.07	13.68		
44.13	2.21	103.10	0.50	172.10	0.86		
45.16	100.00	106.06	0.71	173.09	0.56		
46.15	3.18	107.06	1.33	175.08	2.06		
47.12	4.10	108.05	0.62	177.08	1.89		
48.98	1.12	109.02	2.83	181.04	1.09		
50.96	10.29	113.07	10.85	189.05	0.59		
53.12	0.47	119.03	0.91	191.07	0.38		
57.11	1.95	121.05	3.21	194.09	0.62		
59.03	2.45	122.09	1.39	195.09	1.30		
63.11	0.41	125.10	0.94	201.07	4.54		
64.13	0.88	126.10	0.50	202.10	0.47		
65.12	6.28	127.07	2.03	203.09	0.77		

M.Wt= 204

No. 7

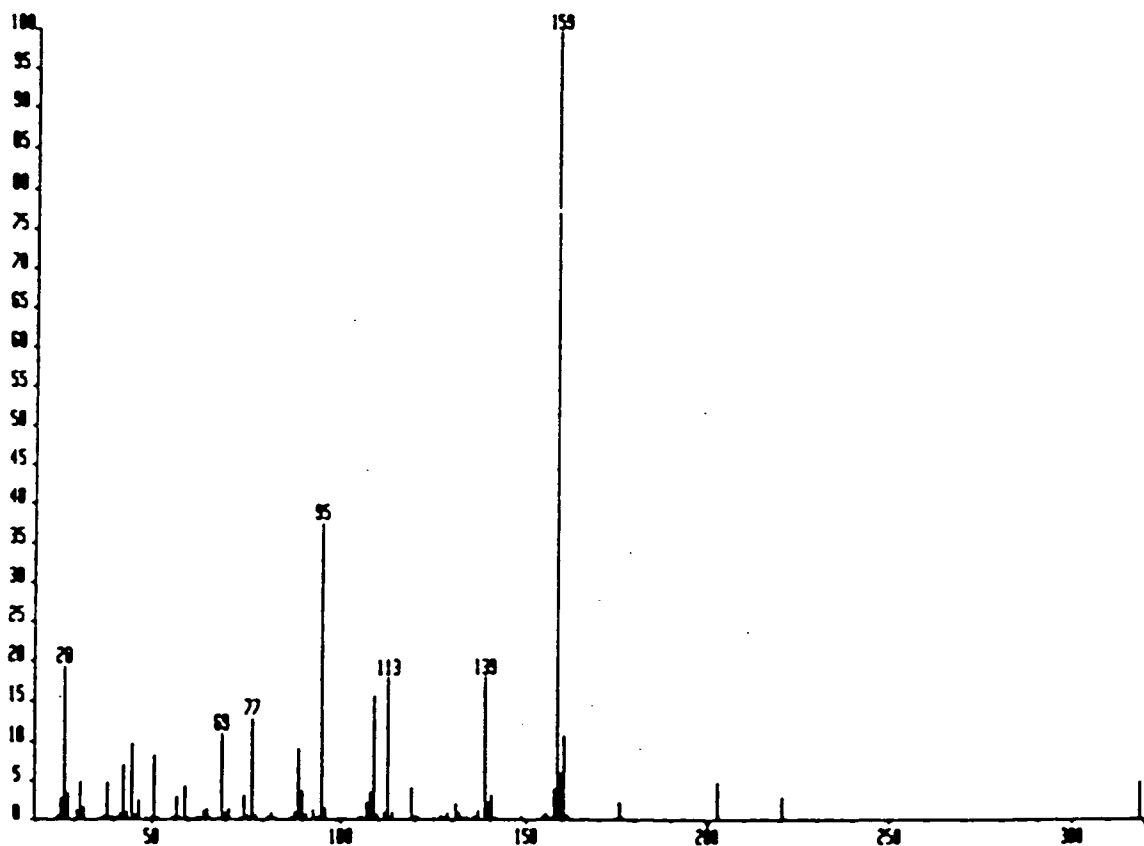


Mass	% Base	Mass	% Base
50.85	18.13	124.68	0.69
51.86	0.41	125.67	0.36
52.85	0.15	126.60	1.44
54.85	0.50	127.60	2.53
55.85	1.27	128.67	0.26
56.84	9.59	130.65	3.46
57.84	1.09	131.66	0.23
58.85	11.75	134.71	2.67
59.85	0.45	135.66	4.57
61.82	0.38	136.67	13.70
62.83	1.24	137.71	0.85 F
63.82	3.40	138.65	30.40 F
64.83	2.46	139.65	3.88
66.81	0.21	140.63	52.94
67.81	0.60	141.63	2.36
68.79	25.34	142.63	0.22
69.82	2.52	144.64	0.29
70.82	3.56	145.65	0.14
71.83	0.18	154.61	2.21
72.83	5.61	155.62	8.66
73.81	0.34	156.63	1.83
74.79	11.07	157.61	8.90 F
75.79	1.31	158.61	76.15 F
76.80	19.32	159.62	5.04 F
77.80	0.71	160.60	100.00 F
80.77	0.50	161.61	4.21
81.77	2.43	162.62	0.29
82.77	0.19	168.62	0.81
84.80	0.12	169.64	0.13
86.78	2.95	174.60	0.90
87.76	3.16	175.59	4.19
88.77	24.91	176.61	0.17
89.77	8.27	188.56	56.81
90.76	3.52	189.57	3.27
91.76	0.15	190.57	0.16
92.74	2.93	202.57	0.13
93.74	1.57	203.57	0.15
94.75	37.26		
95.75	1.17		
96.75	0.18		
98.74	0.30		
99.72	0.44		
100.75	1.11		
101.73	0.19		
104.76	0.70		
105.72	1.21		
106.73	11.47		
107.72	13.41		
108.72	34.50		
109.73	1.48		
110.70	1.71		
111.69	2.28		
112.69	33.00		
113.70	1.11		
116.69	1.14		
118.69	9.14		
119.69	0.80		
120.70	0.60		
121.68	0.38		
123.05	0.53		

EI⁺

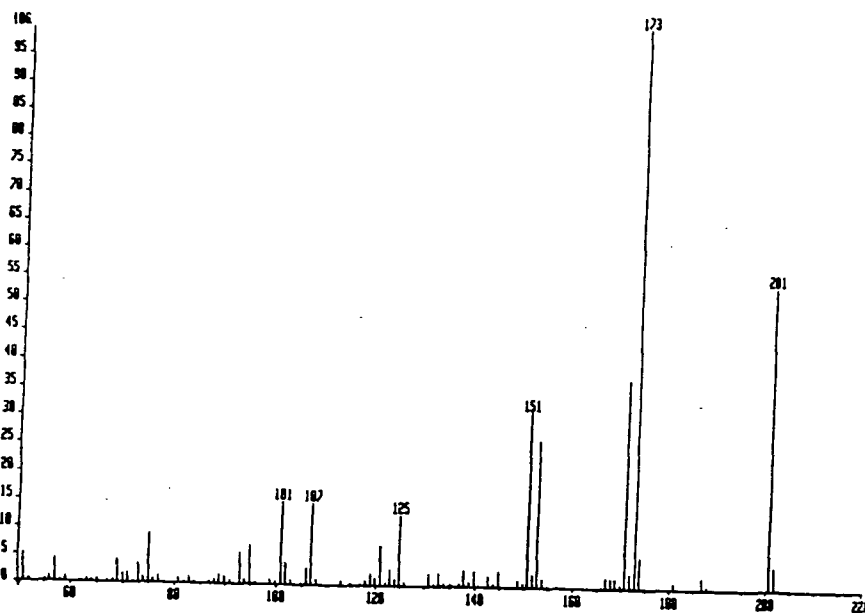
M.Wt=334

No. 8



Mass	Z	Base						
25	61	0.41	67	86	0.15	126	80	0.42
26	62	2.75	67	87	0.15	127	77	0.19
27	60	19.27	68	87	10.85	128	68	0.80
28	60	3.39	69	92	0.79	130	75	1.94
28	63	0.12	70	94	1.14	131	68	0.77
30	60	1.26	73	97	0.18	131	77	0.15
31	59	4.90	75	01	3.05	132	79	0.16
32	62	1.45	76	04	0.38	133	67	0.23
36	62	0.15	77	07	12.73	135	68	0.25
37	64	0.50	78	10	0.51	135	79	0.27
38	65	4.77	81	13	0.24	136	79	1.00
39	59	0.35	82	13	0.75	138	79	17.83
39	66	0.33	83	12	0.14	139	79	2.05
40	67	0.34	87	08	0.23	140	77	3.01
41	65	0.69	88	07	0.96	141	76	0.18
41	68	0.17	89	06	9.13	148	81	0.29
42	67	7.04	90	06	3.66	154	76	0.37
43	65	0.92	91	04	0.55	155	76	0.73
44	69	9.77	92	99	1.22	156	76	0.34
45	69	0.61	93	99	0.40	157	76	4.00
46	66	0.14	94	98	37.43	158	47	0.11
46	70	2.45	95	98	1.36	158	76	100.00
48	70	0.14	99	91	0.21	159	76	5.91
49	71	0.32	100	93	0.22	160	74	10.80
50	71	8.15	104	93	0.29	161	74	0.49
51	74	0.17	104	96	0.14	174	70	0.18
55	75	0.34	105	88	0.26	175	72	2.16
56	77	2.93	106	89	2.13	176	73	0.14
56	81	0.19	107	88	3.49	202	68	0.24
56	83	0.18	108	88	15.40	220	67	0.14
57	78	0.33	109	87	0.61	318	51	0.24
58	80	4.30	111	82	0.88			
59	81	0.13	112	82	17.66			
61	79	0.19	113	82	0.72			
62	82	0.26	118	80	4.06			
63	84	1.06	119	81	0.29			
64	28	0.19	120	81	0.29			
64	85	1.23	124	78	0.19			
65	80	0.14	124	82	0.11			

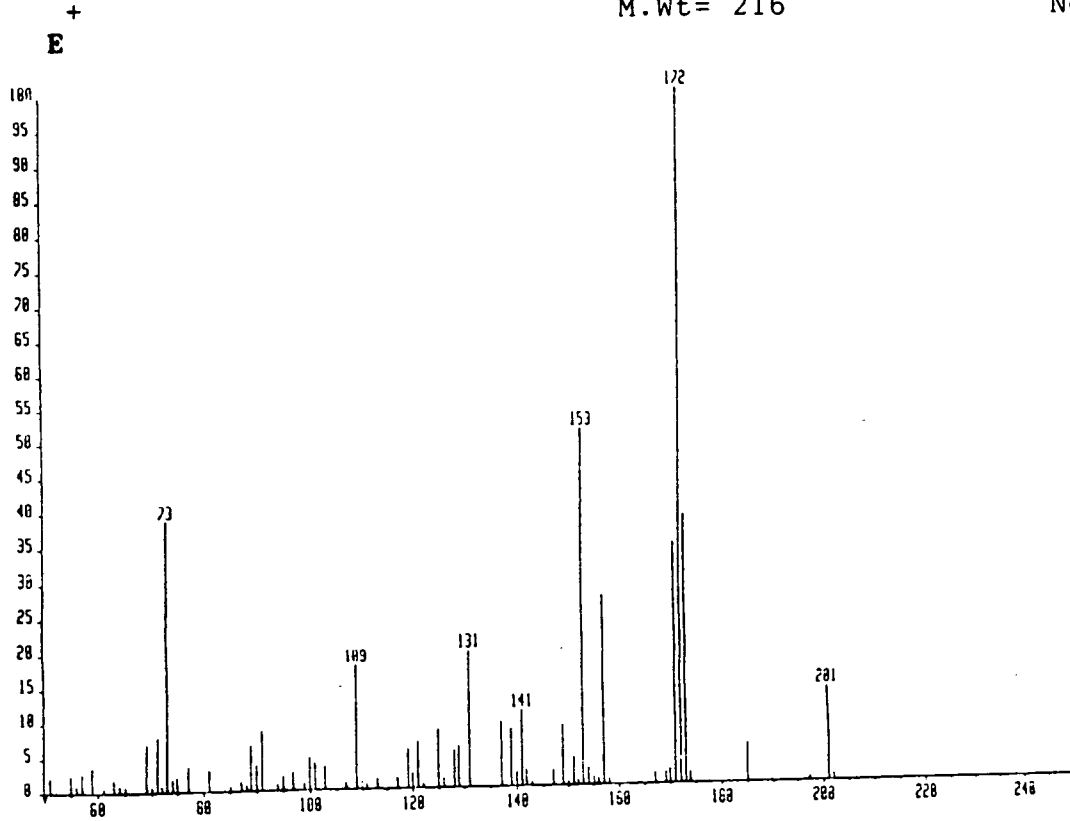
M.Wt=216 No.9



Mass	% Base
50.92	5.01
74.88	8.81
92.85	5.60
94.86	6.79
100.86	14.91
106.85	14.71
120.85	7.07
124.82	12.72
150.79	31.37
152.77	26.15
170.78	37.31
172.76	100.00
173.76	5.67
200.76	53.86

M.Wt= 216

No. 10

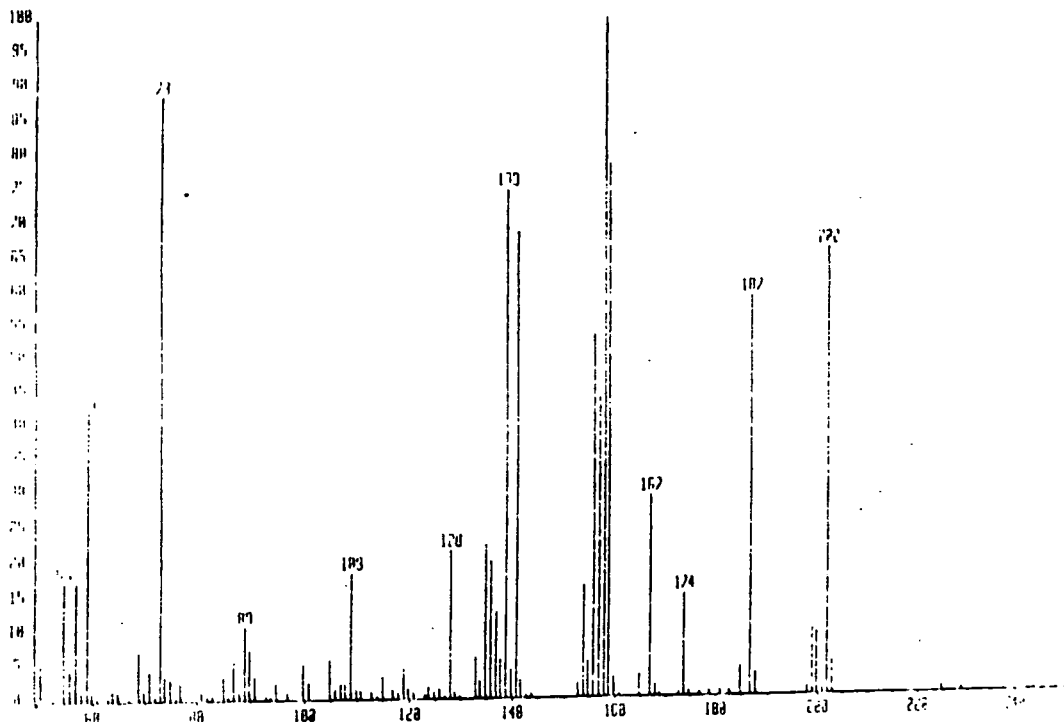


Mass	I Base	Mass	I Base
51 01	2 10	156 05	0 80
55 02	2 40	161 06	27 27
56 03	0 85	166 07	0 70
57 03	2 66	167 08	1 55
59 04	3 47	169 10	1 55
61 03	0 52	170 09	1 90
61 03	1 87	171 09	34 48
64 02	0 85	172 09	100 00
65 03	0 70	173 07	28 87
68 01	6 84	174 08	1 45
70 03	0 67	185 09	5 45
71 05	7 78	197 11	0 42
72 06	0 82	201 08	17 67
73 07	38 60	202 11	0 80
74 08	1 65		
75 02	2 72		
77 03	3 66		
81 01	3 04		
85 05	0 87		
87 04	1 22		
88 03	0 77		
88 04	6 98		
90 04	1 47		
91 02	8 66		
94 03	0 80		
95 03	2 02		
97 01	2 42		
98 05	0 70		
100 01	4 77		
101 04	1 82		
103 07	3 37		
107 04	0 97		
109 02	17 84		
110 03	1 07		
111 02	0 55		
112 03	1 70		
117 03	1 45		
119 05	5 61		
120 04	2 05		
121 05	6 69		
122 06	0 52		
125 04	8 26		
126 04	1 15		
128 01	5 36		
129 05	7 74		
131 03	14 91		
137 05	5 18		
139 05	8 11		
140 05	1 70		
141 07	10 98		
142 05	2 25		
143 04	7 50		
147 11	2 20		
149 07	8 63		
150 08	0 50		
151 07	3 87		
152 08	0 80		
153 04	51 32		
154 05	2 50		
155 03	1 07		

E⁺

M.Wt= 244

No. 11

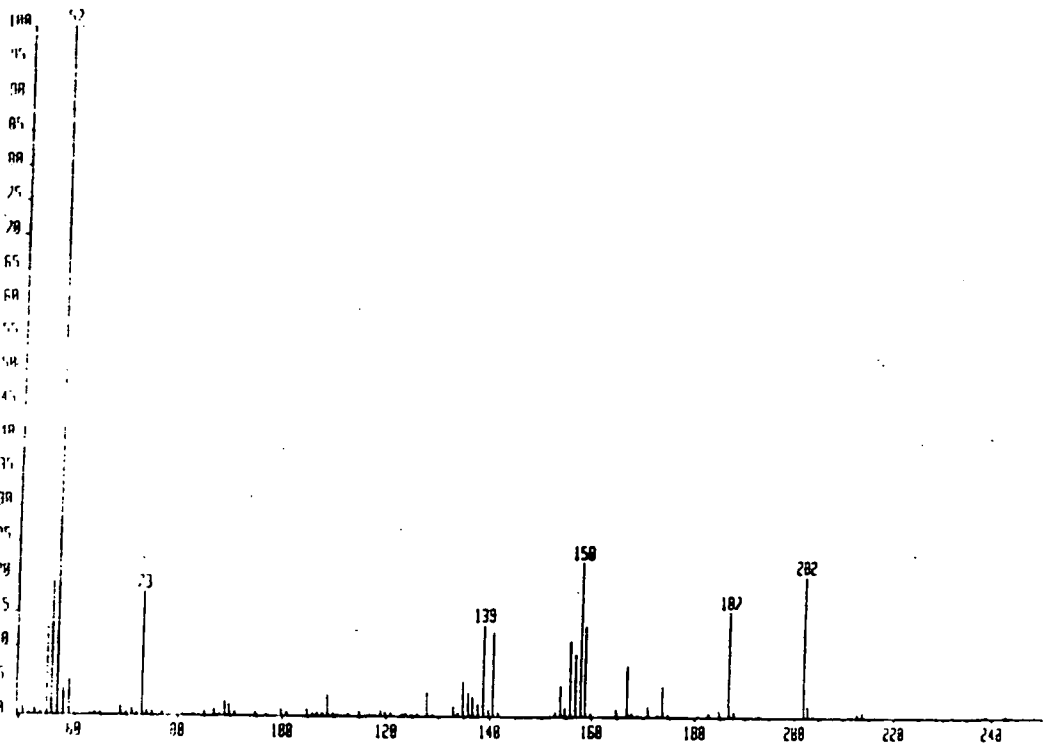


Mass	% Base	Mass	% Base
40.02	5.30	124.03	0.03
42.01	0.31	125.03	1.50
44.02	17.40	126.03	0.10
45.03	1.53	127.00	21.72
46.03	17.42	128.01	1.04
47.04	1.19	129.02	0.13
48.04	42.09	132.07	6.00
49.04	1.25	133.01	2.62
60.04	0.36	134.03	22.17
62.01	0.53	134.05	0.25
63.01	1.40	135.00	0.29
64.02	1.20	135.01	20.05
66.00	0.11	136.02	12.51
68.09	2.25	137.01	1.70
68.06	0.23	138.00	24.05
69.01	1.39	139.01	4.22
70.01	4.12	140.09	6.01
71.03	0.63	141.00	2.50
72.04	00.10	142.01	3.30
73.05	3.42	143.02	0.10
74.00	1.02	144.00	2.44
75.00	0.34	145.00	16.72
76.00	2.41	146.01	5.25
90.07	1.23	147.00	73.05
91.00	0.44	148.01	44.72
92.00	0.51	149.01	100.00
94.00	1.34	150.09	20.36
95.00	0.42	151.09	2.31
96.00	15.50	152.00	0.20
97.00	1.05	154.03	1.20
98.00	10.00	156.01	20.09
99.00	2.22	157.02	1.11
99.07	3.30	159.02	0.11
92.06	0.45	172.00	0.71
93.06	0.27	173.00	15.01
94.06	2.42	174.01	0.72
96.05	1.02	175.03	0.19
99.04	5.20	178.01	0.22
100.07	2.47	180.00	0.20
104.00	5.91	182.01	0.22
105.06	1.47	184.00	4.22
106.06	2.20	186.00	50.61
107.05	2.16	187.09	7.31
108.01	10.40	192.00	1.01
109.03	1.44	198.00	0.50
110.04	1.16	199.01	3.01
112.05	1.00	200.01	0.01
113.05	0.34	201.00	65.21
114.05	3.41	202.09	0.10
116.04	1.39	224.02	0.30
117.05	0.60	228.00	1.04
118.03	4.34	243.00	0.36
119.04	1.50		
120.05	0.27		

E⁺

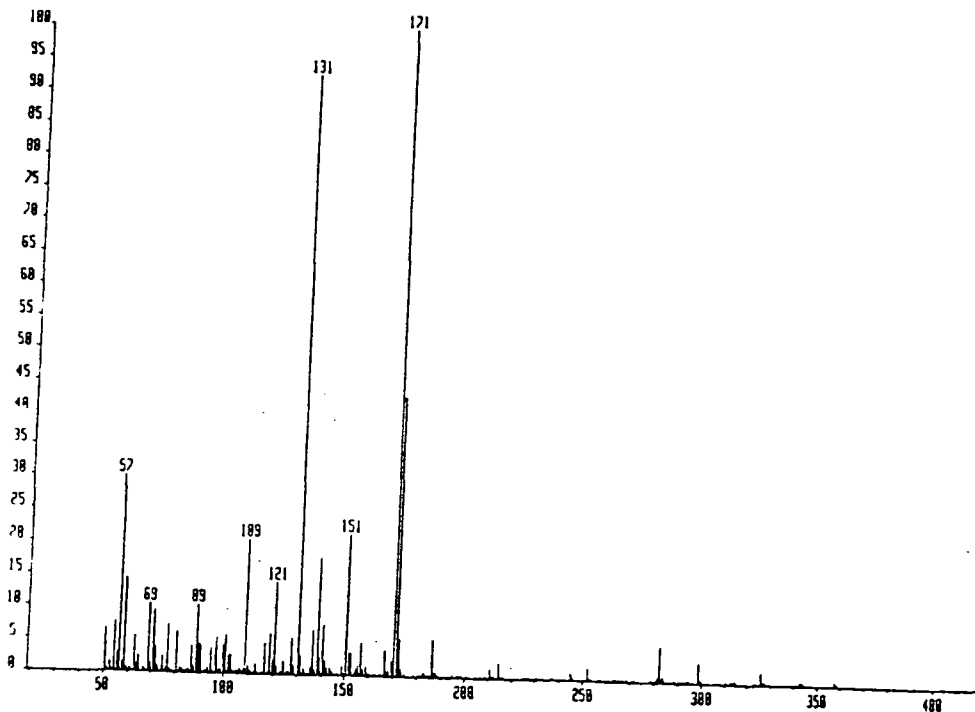
M.Wt= 258

Nq.12



Mass	Z Base	Mass	Z Base
50.01	1.15	140.72	12.17
52.03	1.11	141.74	0.41
53.04	0.71	142.76	0.11
54.06	13.04	151.78	4.40
55.08	18.24	152.80	1.11
56.10	100.76	153.82	10.01
57.12	3.06	154.84	3.99
58.14	4.91	155.86	22.02
59.16	0.12	156.88	13.21
60.18	0.26	157.90	10.52
61.20	0.24	158.92	1.12
62.22	1.15	164.74	2.51
63.24	0.74	165.76	1.41
64.26	0.91	166.78	0.15
65.28	0.12	167.80	1.11
66.30	17.70	168.82	1.11
67.32	0.64	169.84	4.01
68.34	0.53	170.86	1.11
69.36	0.52	171.88	1.11
70.38	0.27	172.90	0.24
71.40	0.14	173.92	0.11
72.42	0.11	174.94	0.11
73.44	0.11	175.96	0.11
74.46	0.14	176.98	0.11
75.48	1.76	177.00	0.11
76.50	1.47	178.02	0.11
77.52	0.11	179.04	0.11
78.54	0.11	180.06	0.11
79.56	0.11	181.08	0.11
80.58	0.11	182.10	0.11
81.60	0.11	183.12	0.11
82.62	0.11	184.14	0.11
83.64	0.11	185.16	0.11
84.66	0.11	186.18	0.11
85.68	0.11	187.20	0.11
86.70	0.11	188.22	0.11
87.72	0.11	189.24	0.11
88.74	0.11	190.26	0.11
89.76	0.11	191.28	0.11
90.78	0.11	192.30	0.11
91.80	0.11	193.32	0.11
92.82	0.11	194.34	0.11
93.84	0.11	195.36	0.11
94.86	0.11	196.38	0.11
95.88	0.11	197.40	0.11
96.90	0.11	198.42	0.11
97.92	0.11	199.44	0.11
98.94	0.11	200.46	0.11
99.96	0.11	201.48	0.11
100.98	0.11	202.50	0.11
101.00	0.11	203.52	0.11
102.02	0.11	204.54	0.11
103.04	0.11	205.56	0.11
104.06	0.11	206.58	0.11
105.08	0.11	207.60	0.11
106.10	0.11	208.62	0.11
107.12	0.11	209.64	0.11
108.14	0.11	210.66	0.11
109.16	0.11	211.68	0.11
110.18	0.11	212.70	0.11
111.20	0.11	213.72	0.11
112.22	0.11	214.74	0.11
113.24	0.11	215.76	0.11
114.26	0.11	216.78	0.11
115.28	0.11	217.80	0.11
116.30	0.11	218.82	0.11
117.32	0.11	219.84	0.11
118.34	0.11	220.86	0.11
119.36	0.11	221.88	0.11
120.38	0.11	222.90	0.11
121.40	0.11	223.92	0.11
122.42	0.11	224.94	0.11
123.44	0.11	225.96	0.11
124.46	0.11	226.98	0.11
125.48	0.11	227.00	0.11
126.50	0.11	228.02	0.11
127.52	0.11	229.04	0.11
128.54	0.11	230.06	0.11
129.56	0.11	231.08	0.11
130.58	0.11	232.10	0.11
131.60	0.11	233.12	0.11
132.62	0.11	234.14	0.11
133.64	0.11	235.16	0.11
134.66	0.11	236.18	0.11
135.68	0.11	237.20	0.11
136.70	0.11	238.22	0.11

M.Wt=358 No.13

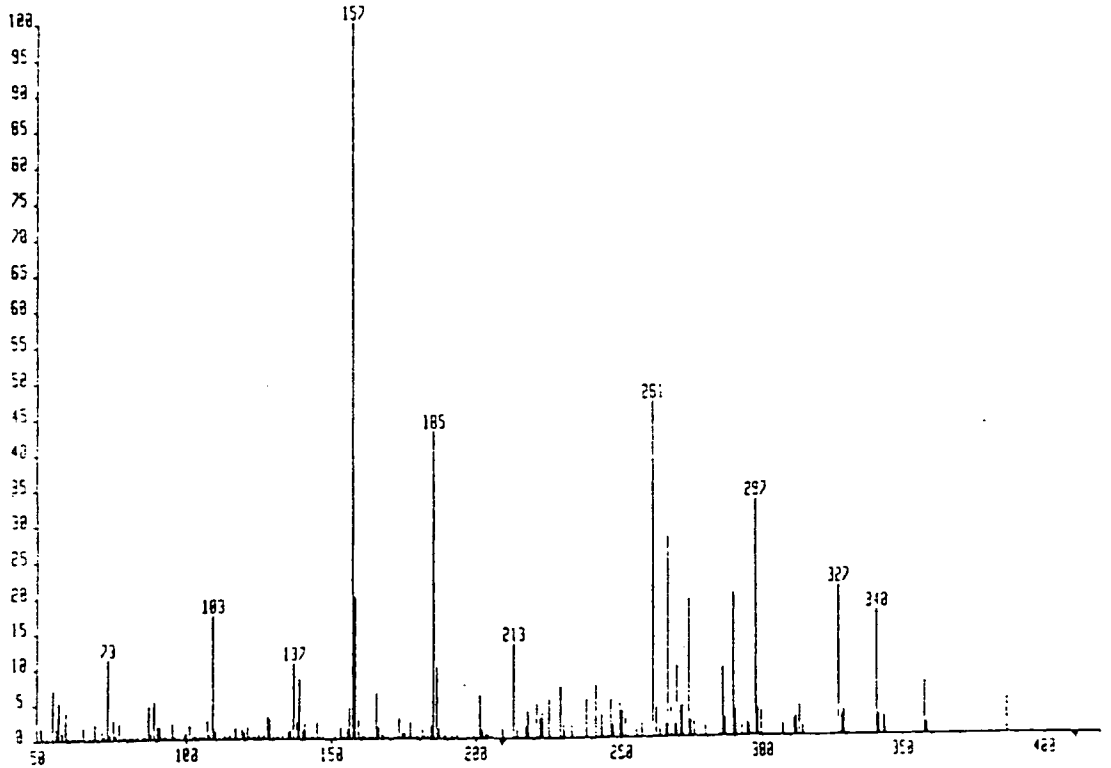


Mass	Z Base	Mass	Z Base
50.94	6.33	142.89	1.08
52.95	1.40	143.88	1.06
54.96	7.50	148.90	1.35
55.96	2.86	150.89	21.68
56.96	29.87	151.90	3.21
57.96	1.35	152.87	3.38
58.97	14.28	154.86	0.93
59.97	0.50	155.88	1.53
62.95	5.30	156.89	4.83
63.94	1.10	157.93	0.87
64.95	2.33	158.89	1.28
68.92	10.43	166.88	3.83
69.94	1.23	167.88	0.64
70.96	9.40	168.86	0.81 F
71.97	3.71	169.86	2.19 F
72.95	0.89	170.51	1.66 F
74.93	2.41	170.93	100.00 FO
75.93	0.45	171.89	43.22 F
76.93	7.29	172.88	5.69
80.92	6.08	173.88	1.08
81.92	0.65	182.87	0.59
82.94	0.51	186.86	5.58
86.93	4.06	187.87	0.61
87.93	0.96	210.86	1.36
88.92	10.33	214.89	2.26
89.93	4.34	244.86	0.82
90.92	4.08	251.84	1.73
93.91	0.82	281.82	0.54
94.91	3.72	282.82	5.39
96.89	5.33	283.83	0.69
98.94	0.54	298.81	2.98
99.88	4.18 F	325.82	1.83
100.91	5.73 F	342.82	0.42
101.95	2.70	357.83	0.61
102.94	2.78		
104.91	0.47		
106.90	0.69		
107.90	0.57		
108.89	20.64		
109.89	1.13		
112.90	1.47		
116.92	4.55		
118.90	6.09		
119.90	1.95		
120.91	14.06		
121.91	1.22		
124.90	1.90		
126.90	0.51		
127.87	5.53		
128.88	1.38		
130.88	92.62		
131.89	2.84		
132.90	0.82		
135.88	1.12		
136.89	6.78		
137.90	0.72		
138.88	17.75		
139.89	2.51		
140.89	7.52		
141.87	2.05		

E +

M.Wt = 386

No. 14

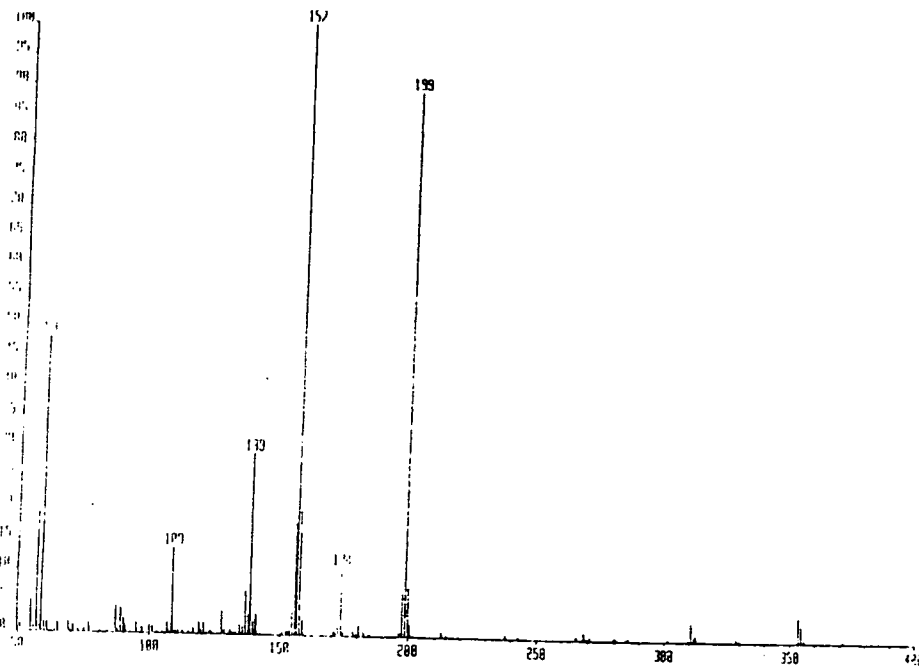


Mass	% Base	Mass	% Base	Mass	% Base
51.10	1.71	120.18	0.84	187.31	1.39
53.12	0.18	121.19	1.69	189.28	0.40
55.11	6.98	122.20	0.16	191.26	0.15
56.13	1.47	123.20	0.28	193.30	0.39
57.13	5.33	124.19	0.17	199.31	0.35
58.14	1.02	125.20	0.38	201.33	6.02
59.13	3.88	127.21	0.33	202.33	1.08
60.13	0.17	128.17	3.25	203.33	0.42
63.12	0.20	129.18	2.70	204.32	0.26
64.12	0.22	130.23	0.35	205.34	0.15
65.13	1.72	131.21	0.16	213.29	0.67
67.13	0.21	133.23	0.71	218.30	0.13
69.11	2.17	135.21	0.91	221.32	0.25
70.13	0.26	136.20	1.42	222.31	0.14
71.16	1.08	137.21	10.78	223.32	0.18
72.16	0.23	138.22	2.32	225.34	0.27
73.18	11.39	139.21	8.43	229.38	0.36
74.18	0.59	140.22	1.12	238.31	0.25
75.14	2.73	141.20	2.10	241.32	0.37
76.15	0.41	143.22	0.19	243.34	0.18
77.14	2.32	145.22	2.34	245.34	0.25
79.15	0.14	146.22	0.12	246.32	0.27
81.13	0.26	147.21	0.33	249.36	0.25
82.13	0.21	149.21	0.19	250.33	0.18
83.16	0.25	151.24	0.27	251.33	0.13
85.17	0.23	153.22	1.57	261.31	2.36
86.18	0.12	154.23	0.37	262.33	0.20
87.16	4.64	155.24	1.15	266.37	1.42
88.16	0.53	156.21	4.44	267.38	0.20
89.16	5.25	157.23	100.00	269.35	0.50
90.16	1.72	158.24	20.02	270.36	0.21
91.16	1.73	159.23	2.51	271.33	0.22
93.15	0.18	160.24	0.12	273.37	0.98
95.15	2.07	161.26	0.12	274.39	0.11
96.17	0.14	163.27	0.52	285.37	0.49
97.15	0.90	165.27	6.38	286.38	0.12
99.22	0.49	166.28	1.46	289.39	1.02
100.14	0.87	167.26	0.44	290.40	0.18
101.16	1.99	169.25	0.12	294.41	0.10
102.20	0.26	171.27	0.17	296.41	0.12
103.19	0.33	172.24	0.18	297.41	1.66
105.19	0.30	174.26	0.77	298.43	0.19
106.17	0.28	175.26	0.61	299.41	0.17
107.18	2.58	176.27	0.17	311.42	0.12
108.17	0.42	177.26	2.27	312.44	0.14
109.16	17.57	178.27	0.12	313.43	0.21
110.16	1.09	179.27	0.35	327.46	1.06
111.16	0.44	181.28	1.23	328.49	0.14
113.16	0.43	182.29	0.12	329.47	0.18
114.17	0.13	183.29	0.46	340.48	0.89
115.19	0.57	184.28	1.70	341.49	0.14
117.19	1.55	185.30	43.36	343.47	0.13
118.20	0.13	186.31	10.17	357.53	0.37
119.19	1.51			386.59	0.25
119.75	0.15				

M.Wt= 414

No. 15

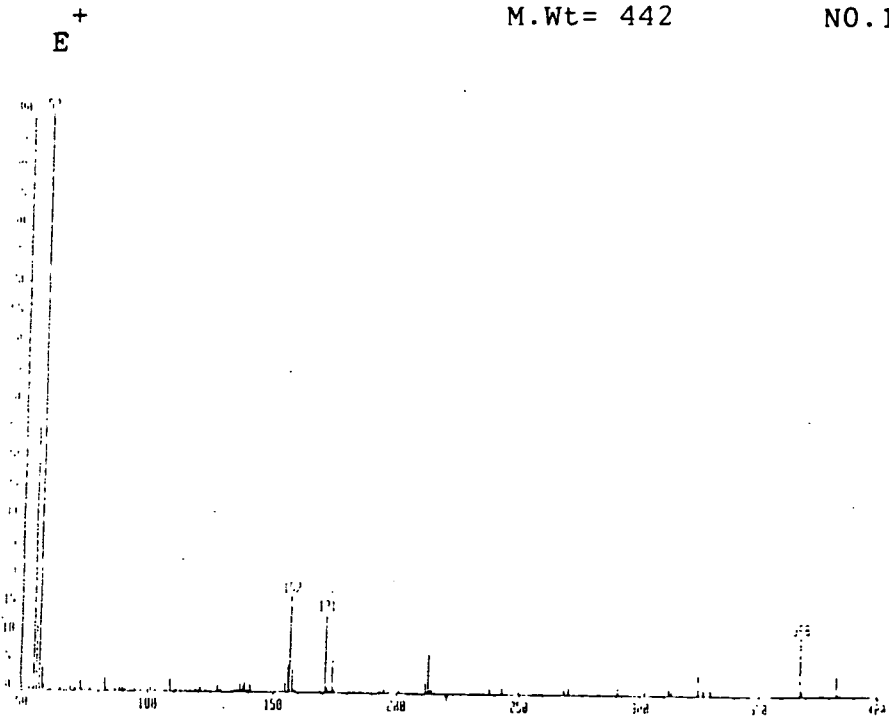
+
E



Mass	% Base	Mass	% Base
50.89	1.18	152.75	0.60
54.91	4.06	153.75	0.00
55.90	1.07	154.76	7.00
56.91	19.20	155.74	18.01
57.91	0.90	156.75	100.00
58.92	48.09	157.76	19.79
59.92	1.46	158.77	2.37
60.91	1.44	170.76	0.57
63.88	0.18	171.75	0.25
64.89	1.50	172.73	1.35
68.89	1.46	173.73	10.96
69.89	0.19	174.74	0.56
70.88	1.10	178.76	0.80
72.88	0.27	179.76	0.25
74.86	0.55	180.74	1.76
76.86	1.48	182.72	0.59
80.83	0.16	184.72	0.36
83.89	0.14	196.72	0.59
86.89	4.12	197.73	6.87
87.85	0.21	198.73	89.37
87.90	0.22	199.74	7.83
88.94	3.78	200.72	1.81
89.85	2.19	201.69	9.20
90.85	1.27	212.70	0.67
94.82	1.65	214.71	0.10
96.87	0.88	237.64	0.41
99.81	1.13	242.67	0.39
100.83	1.03	265.61	0.47
102.85	0.17	268.60	1.19
104.85	0.14	269.60	9.10
106.82	1.67	270.58	0.41
107.82	0.15	279.63	0.37
108.79	13.72	280.61	0.29
109.80	0.46	284.58	0.19
110.83	0.41	285.59	0.29
112.78	0.25	301.55	0.26
114.81	0.36	309.56	0.18
116.79	0.07	310.57	2.76
118.80	1.75	311.56	0.61
119.80	0.55	312.55	0.87
120.80	1.64	320.53	0.40
121.81	0.16	329.53	0.29
122.80	0.25	353.55	4.67
123.39	0.11	354.56	2.62
123.42	0.16	355.56	0.27
123.57	0.13	371.56	0.19
123.76	0.25		
127.75	3.57		
128.78	0.64		
130.82	0.60		
131.79	0.15		
132.78	0.11		
134.78	1.31		
135.77	1.16		
136.77	6.89		
137.78	3.02		

M.Wt= 442

NO.16

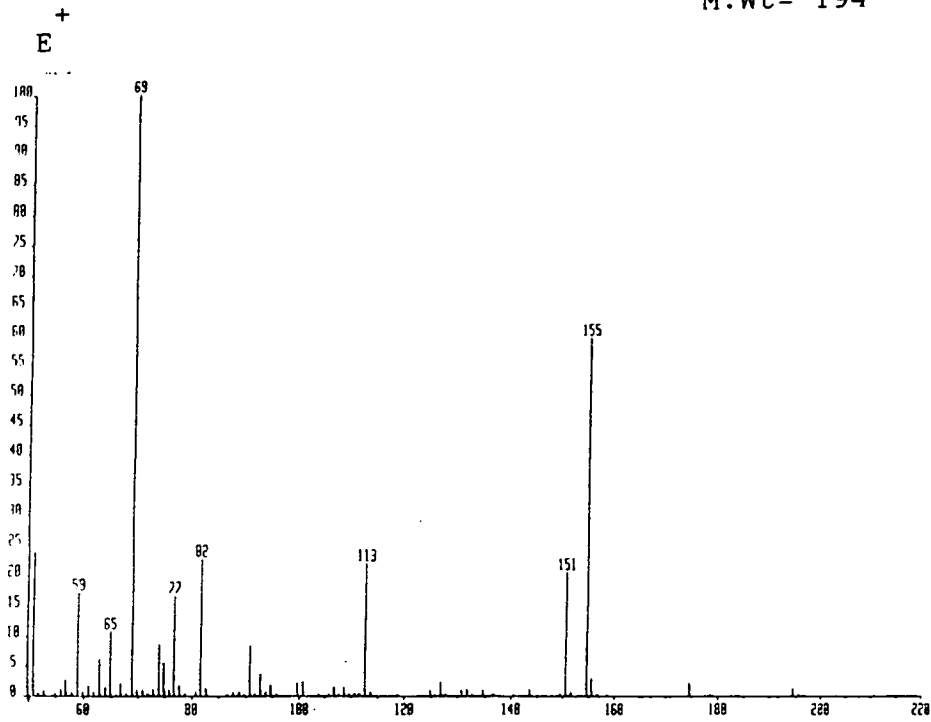


Mass	% Base
50.91	0.31
52.93	0.42
54.95	46.32
55.95	11.85
56.96	100.00
57.96	4.12
59.92	0.95
64.91	0.25
68.93	0.96
70.92	0.33
72.94	1.87
74.90	0.16
76.89	0.30
82.94	2.31
83.94	0.16
86.89	0.33
88.87	0.77
89.87	0.56
90.87	0.36
94.85	0.30
99.83	0.26
100.90	0.66
106.85	0.29
108.92	2.18
110.88	0.13
116.84	0.15
118.83	0.31
119.83	0.15
120.83	0.72
127.79	0.91
128.80	0.33
134.81	0.32
135.81	0.27
136.81	1.38
137.81	0.89
138.81	1.67
139.81	0.25
140.80	1.19
152.80	0.14
153.79	0.22
154.79	1.47
155.78	4.77
156.79	16.77
157.79	3.93
158.79	0.33
160.81	0.15
170.79	13.82
171.80	0.79
172.78	0.36
173.77	5.63
174.79	0.37
182.77	0.15
184.76	0.18
192.79	0.23
194.79	0.65

Mass	% Base
242.70	0.12
270.64	0.12
290.65	0.12
311.59	0.11
324.64	0.11
326.62	0.13
369.60	1.03
348.62	0.11
382.63	0.36

M.Wt= 194

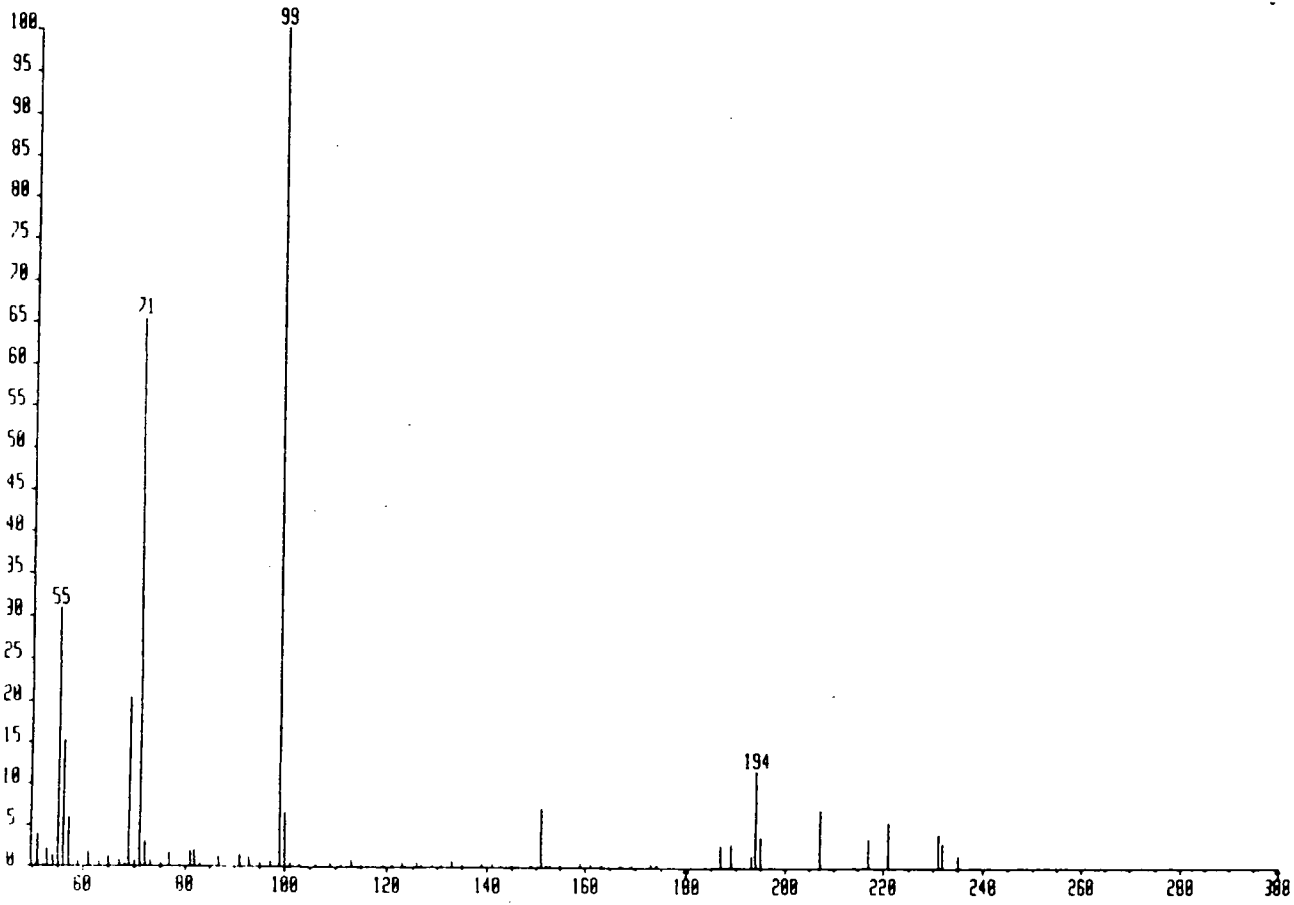
No.17



Mass	Z Base	Mass	Z Base
50.83	23.66	134.65	0.90
51.84	0.32	140.64	0.14
52.83	0.72	143.65	1.05
54.82	0.23	149.59	0.26
55.83	1.04	150.61	20.69
56.83	2.55	151.61	0.63
57.84	0.42	154.63	59.80
58.86	17.18	155.62	2.92
59.84	0.57	156.62	0.17
60.82	1.69	158.60	0.10
61.81	0.53	174.58	2.09
62.81	6.03	178.56	0.11
63.82	1.43	194.54	1.24
64.82	10.73		
65.82	0.16		
66.80	1.99		
67.80	0.30		
68.79	100.00		
69.79	0.97		
70.78	0.94		
71.79	0.28		
72.83	1.07		
73.85	8.67		
74.78	5.38 F		
74.86	0.94 F		
75.79	0.94		
76.79	16.62		
77.77	1.61		
78.80	0.33		
80.77	0.61		
81.76	22.79		
82.77	1.22		
87.76	0.43		
88.76	0.56		
89.76	0.10		
90.74	8.41		
91.74	0.27		
92.73	3.63		
93.73	0.62		
94.74	1.75		
95.76	0.13		
99.71	2.07		
100.72	2.20		
103.72	0.19		
105.71	0.12		
106.71	1.43		
107.72	0.17		
108.71	1.33		
109.70	0.19		
110.70	0.24		
111.68	0.37		
112.68	22.06		
113.69	0.68		
118.68	0.11		
124.69	0.88		
125.68	0.18		
126.68	2.28		
130.65	0.92		
131.65	0.99		
132.66	0.14		

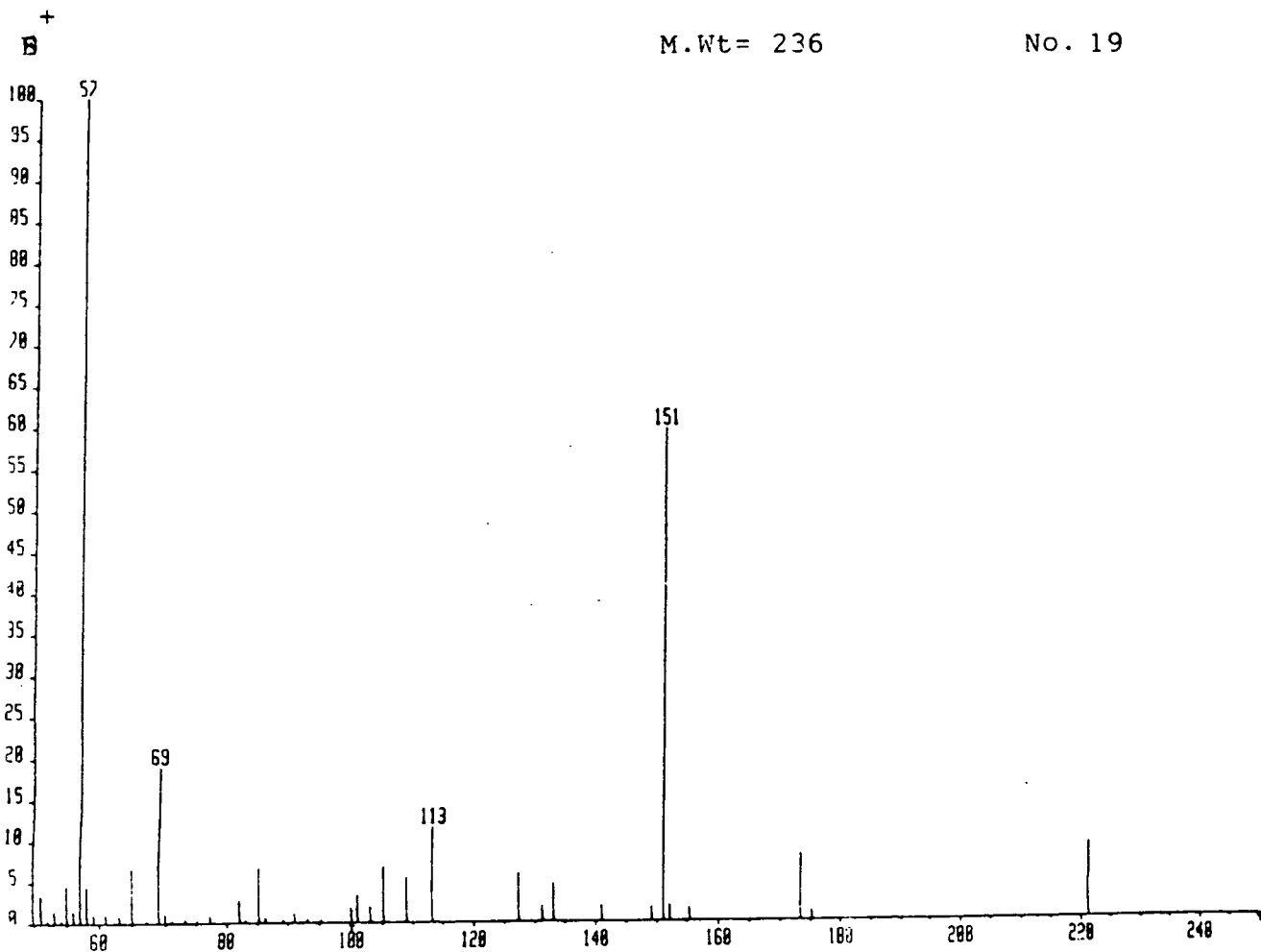
M.Wt=250

NO. 18



80M=0 1-2 g- M=1.05 TIC:5.59400 Acnt Sys:ORAP
FAS 0 1MSEC GC= 80 Cal: PFK26

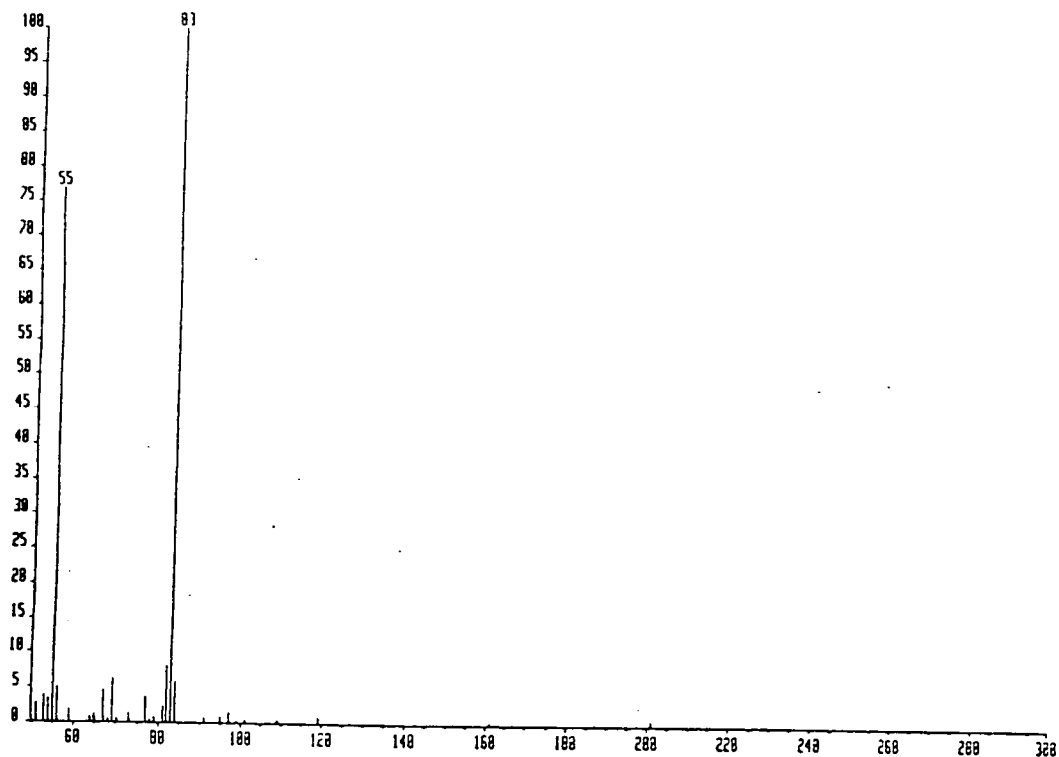
Mass	% Base
50 98	3 79
52 00	0 22
53 01	2 18
54 02	1 17
55 02	30 77
56 03	15 11
57 04	5 88
59 00	0 57
61 02	1 62
62 99	0 50
65 00	1 14
67 02	0 82
68 97	20 36
70 02	0 63
71 06	65 44
72 06	3 02
73 01	0 65
75 01	0 36
76 99	1 53
79 02	0 25
81 04	1 83
81 98	1 84
83 01	0 31
87 03	1 02
90 98	1 24
92 98	1 11
94 98	0 38
97 03	0 47
99 05	100 00
100 05	6 33
101 01	1 23
103 01	0 22
109 00	0 36
112 97	0 89
123 01	0 30
125 98	0 26
126 99	0 34
130 99	0 28
132 98	0 81
138 98	0 23
140 99	0 30
143 03	0 21
150 96	1 32
158 99	0 23
160 97	0 22
163 02	0 30
166 99	0 24
173 02	0 24
173 99	0 25
187 01	0 25
189 01	0 28
193 99	1 16
195 01	0 36
207 02	0 70
217 01	0 34
221 03	0 55
231 04	0 40
232 05	0 28



Mass	% Base
51.07	3.22
53.10	1.30
55.13	4.39
56.13	1.41
57.14	100.00
58.15	4.22
65.11	6.51
69.09	18.95
82.11	2.56
85.18	6.50
91.14	1.12
100.13	0.17
101.15	0.32
103.17	0.19
105.19	0.67
109.16	0.53
113.15	1.16
115.19	0.07
119.19	0.07
127.19	0.58
129.22	0.09
131.17	0.18
133.20	0.46
135.22	0.08
137.20	0.07
139.21	0.09
141.19	0.19
149.26	0.16
151.20	5.99
152.20	0.19
153.25	0.09
155.24	0.15
167.28	0.09
173.27	0.81
175.26	0.10
221.34	0.91

M.Wt=262

No.20

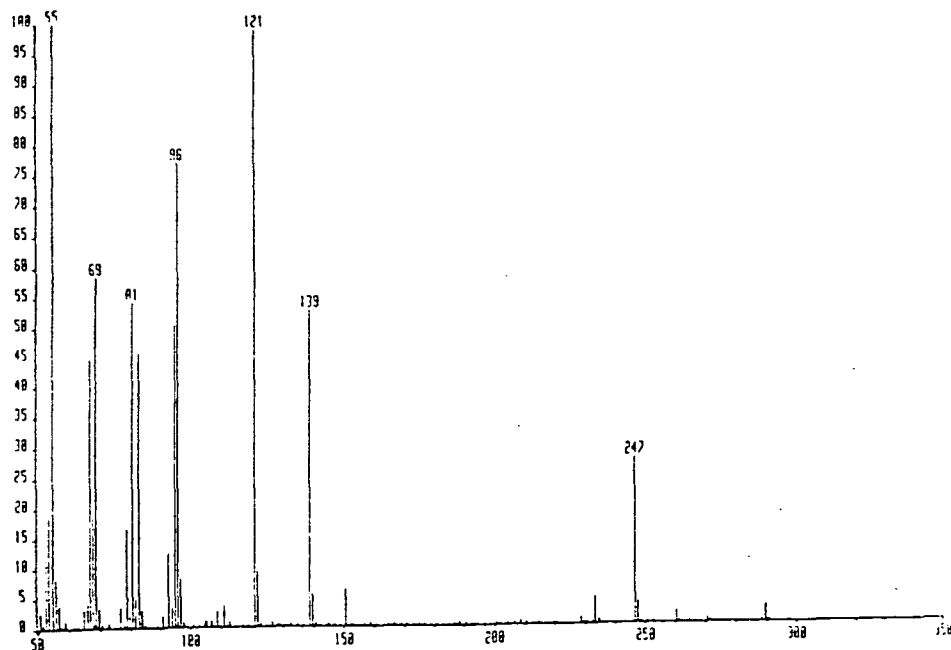


Mass	% Base
50.97	4.64
53.01	1.75
54.02	2.58
55.02	58.44
56.03	4.08
59.00	1.12
64.99	1.01
67.01	2.74
68.02	0.67
69.02	5.96
70.04	0.58
76.98	1.10
79.01	0.83
81.02	2.29
82.03	8.64
83.04	100.00
84.04	6.26
97.04	0.49
108.98	0.31
126.94	0.45
200.96	0.79
218.91	0.61

E⁺

M. Wt = 290

No. 21

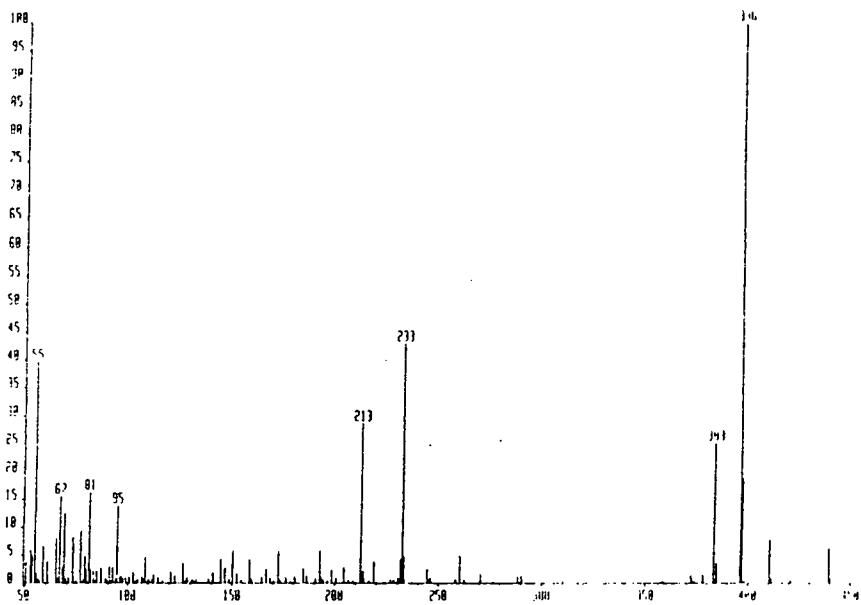


Mass	%Base	Mass	%Base
50	0.7	221	0.3
51	0.4	222	0.3
52	0.9	223	0.3
53	0.9	224	0.3
54	0.2	225	0.3
55	100	226	0.3
56	0.7	227	0.3
57	0.2	228	0.3
58	0.2	229	0.3
59	0.2	230	0.3
60	0.1	231	0.3
61	0.1	232	0.3
62	0.1	233	0.3
63	0.1	234	0.3
64	0.1	235	0.3
65	0.1	236	0.3
66	0.1	237	0.3
67	0.1	238	0.3
68	0.1	239	0.3
69	5.5	240	0.3
70	0.1	241	0.3
71	0.1	242	0.3
72	0.1	243	0.3
73	0.1	244	0.3
74	0.1	245	0.3
75	0.1	246	0.3
76	0.1	247	3.0
77	0.1	248	0.3
78	0.1	249	0.3
79	0.1	250	0.3
80	0.1	251	0.3
81	5.5	252	0.3
82	0.1	253	0.3
83	0.1	254	0.3
84	0.1	255	0.3
85	0.1	256	0.3
86	0.1	257	0.3
87	0.1	258	0.3
88	0.1	259	0.3
89	0.1	260	0.3
90	0.1	261	0.3
91	0.1	262	0.3
92	0.1	263	0.3
93	0.1	264	0.3
94	0.1	265	0.3
95	7.8	266	0.3
96	0.1	267	0.3
97	0.1	268	0.3
98	0.1	269	0.3
99	0.1	270	0.3
100	0.1	271	0.3
101	0.1	272	0.3
102	0.1	273	0.3
103	0.1	274	0.3
104	0.1	275	0.3
105	0.1	276	0.3
106	0.1	277	0.3
107	0.1	278	0.3
108	0.1	279	0.3
109	0.1	280	0.3
110	0.1	281	0.3
111	0.1	282	0.3
112	0.1	283	0.3
113	0.1	284	0.3
114	0.1	285	0.3
115	0.1	286	0.3
116	0.1	287	0.3
117	0.1	288	0.3
118	0.1	289	0.3
119	0.1	290	2.1
120	0.1		

M.Wt= 440

No. 22

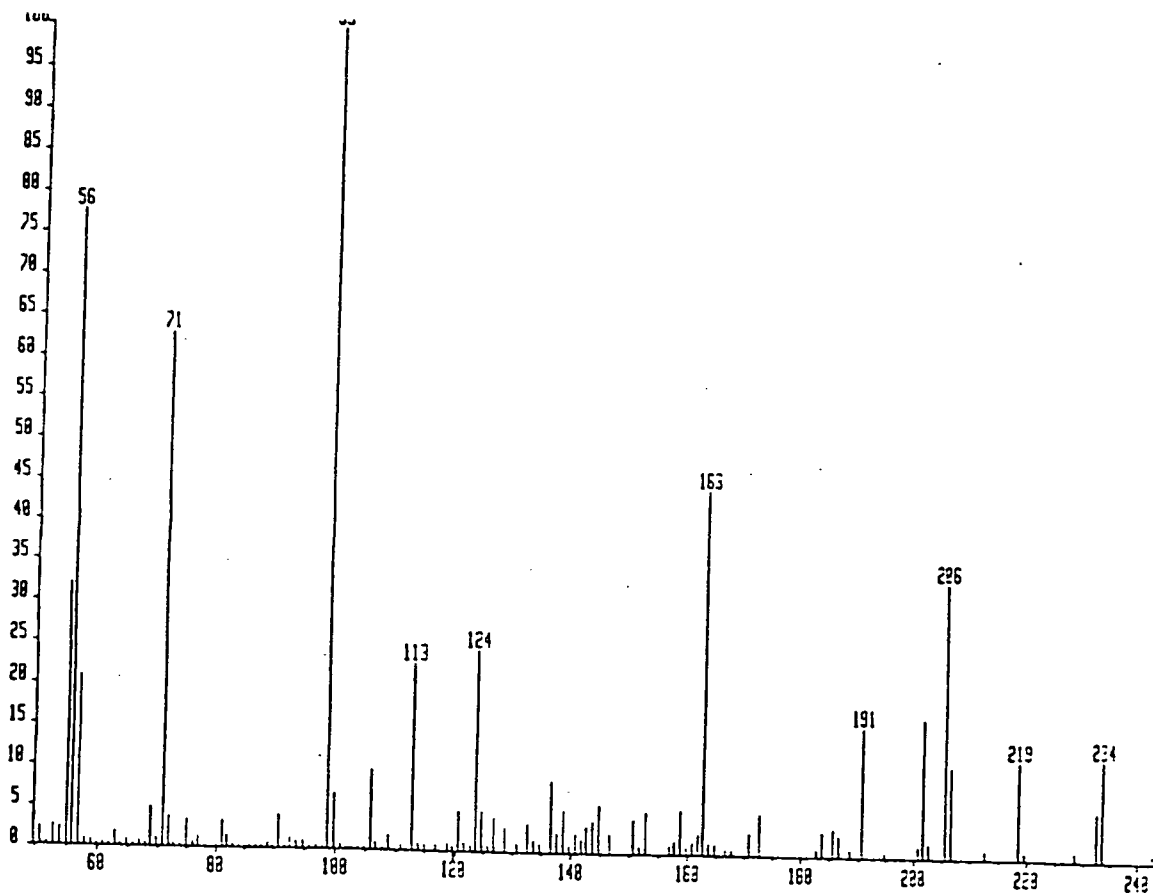
E



Mass	% Base	Mass	% Base	Mass	% Base
50 88	3.61	131.78	0.37	384.45	3.60
52 91	5.72	132.78	0.56	386.41	100.00
53 91	4.86	138.75	0.63	397.42	18.91
54 40	39.53	140.74	1.68	398.43	0.91
55 91	1.60	144.74	4.21	410.41	2.02
56 91	0.65	146.76	2.67	411.43	0.88
56 95	0.35	148.77	0.56	420.57	0.45
58 89	6.52	150.71	5.76	439.43	6.22
60 91	3.76	152.74	1.49	440.45	0.71
64 88	8.08	154.72	0.52		
65.90	0.82	158.72	4.02		
66 90	15.48	159.75	0.67		
67 91	2.76	164.73	1.02		
68 84	12.37	166.75	2.46		
68 91	10.17	168.76	0.73		
69 88	0.82	170.71	0.74		
70 87	0.89	172.73	5.66		
72 88	8.25	173.73	0.48		
74 91	0.32	176.70	0.95		
76 85	9.30	178.72	0.22		
77 87	0.61	180.73	1.01		
78 88	4.68	184.69	2.51		
79 89	2.25	186.72	1.15		
80 89	16.15	190.70	0.71		
81 88	2.27	192.71	5.81		
82 88	2.09	193.71	0.88		
83 86	0.32	194.11	0.43		
84 87	2.05	194.40	0.74		
86 87	2.51	194.65	0.45		
88 83	0.45	196.70	9.39		
89 83	0.50	198.70	2.75		
90 85	2.91	200.69	0.71		
91 85	0.34	204.67	2.72		
92 87	2.72	206.67	0.48		
93 87	0.78	208.65	0.34		
94 87	13.84	212.68	28.84		
95 87	0.99	213.68	2.16		
96 85	1.15	216.67	0.37		
97 86	0.76	218.66	3.76		
98 86	0.89	226.65	0.56		
100 80	1.08	228.64	0.48		
102 82	1.83	230.64	0.31		
103 83	0.34	231.67	4.21		
104 84	0.63	232.64	43.14		
106 86	1.08	233.66	4.69		
107 86	0.58	244.63	2.40		
108 84	4.49	245.65	0.61		
109 83	0.56	246.63	0.91		
110 83	0.48	258.62	0.54		
111 83	0.63	260.68	4.79		
112 78	1.42	262.62	0.52		
112.86	0.30	270.60	1.45		
114 81	0.86	288.64	1.08		
116 81	0.37	290.60	1.15		
120 78	1.97	310.53	0.48		
122.80	1.25	358.45	0.30		
126 77	3.56	372.49	1.74		
127 79	0.37	373.57	0.26		
128 77	0.95				

M.Wt=262

No. 23

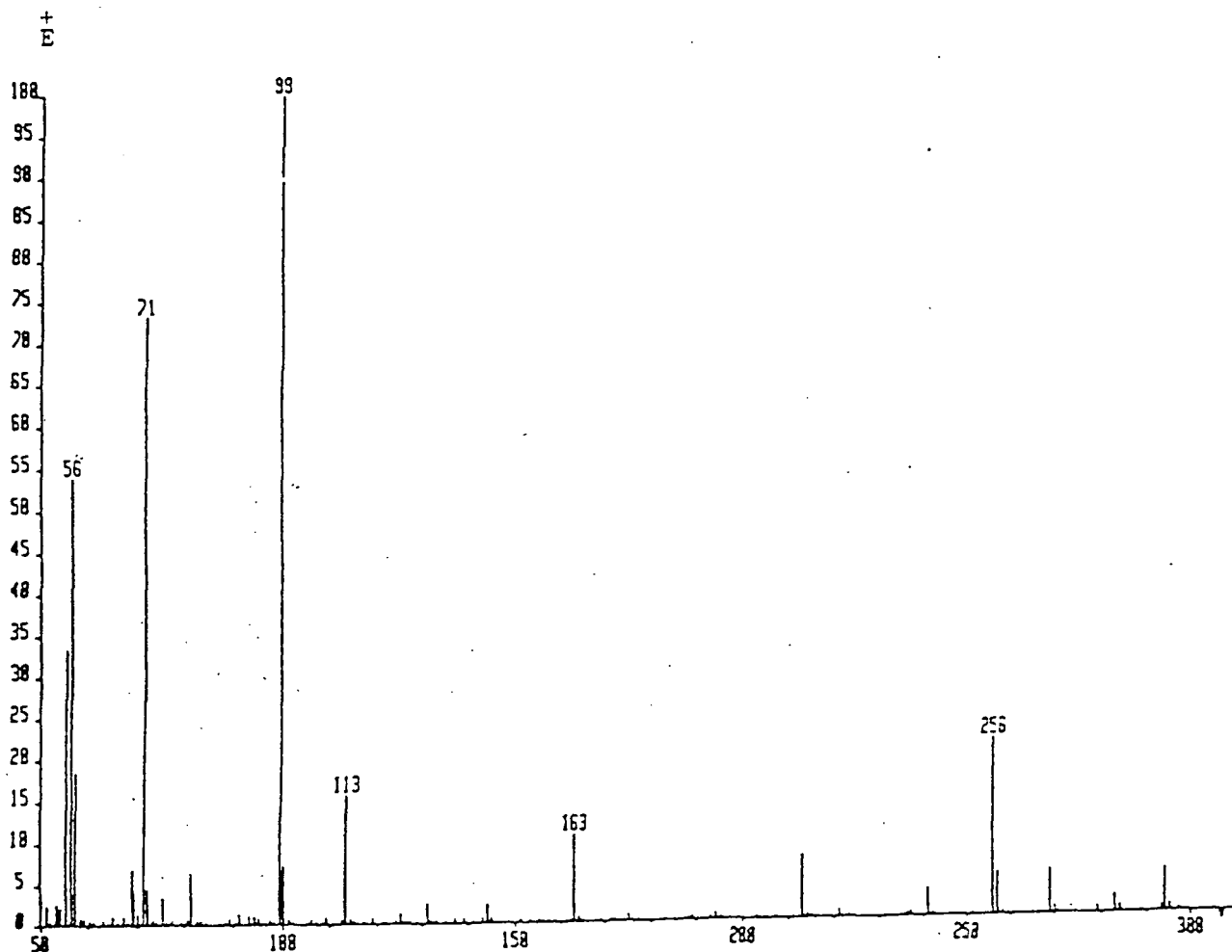


Mass	Z Base
50 50	2.10
51 52	0.26
52 53	2.45
53 53	2.11
54 54	31.89
55 55	77.53
56 55	20.77
57 54	0.69
58 52	0.55
60 52	0.32
62 88	1.86
64 50	0.63
66 52	0.65
67 52	0.26
68 86	4.71 F
68 52	3.47 F
69 52	0.84
70 55	62.88
71 54	3.58
72 50	0.35
74 86	3.40
75 87	0.48
76 88	1.14
80 50	3.15
81 86	1.38
82 88	0.37
88 86	0.52
90 83	3.89
92 82	1.16
93 83	0.81
94 84	0.91
96 88	0.29
98 50	100.00
99 89	6.79
100 86	0.47
105 83	0.69
106 83	0.70
108 81	1.65
110 86	0.45
112 89	22.77
113 81	0.74
114 84	0.54
116 81	0.56
118 82	0.59
119 83	0.44
120 82	0.48
123 80	3.43
124 79	0.49
126 81	0.45
128 84	0.29
132 80	0.33
136 78	0.87
137 79	0.23
138 78	0.52
140 81	0.22
142 76	0.32
143 78	0.39

Mass	Z Base
152 75	0.50
158 76	0.54
161 79	0.24
162 72	4.44
170 74	0.25
172 72	0.51
183 73	0.29
185 71	0.33
186 72	0.24
190 68	1.57
201 70	1.68
205 68	3.32
206 69	1.11
218 68	1.19
222 68	0.59
233 68	1.22
243 69	2.79
244 70	0.33

M.Wt= 312

No.24

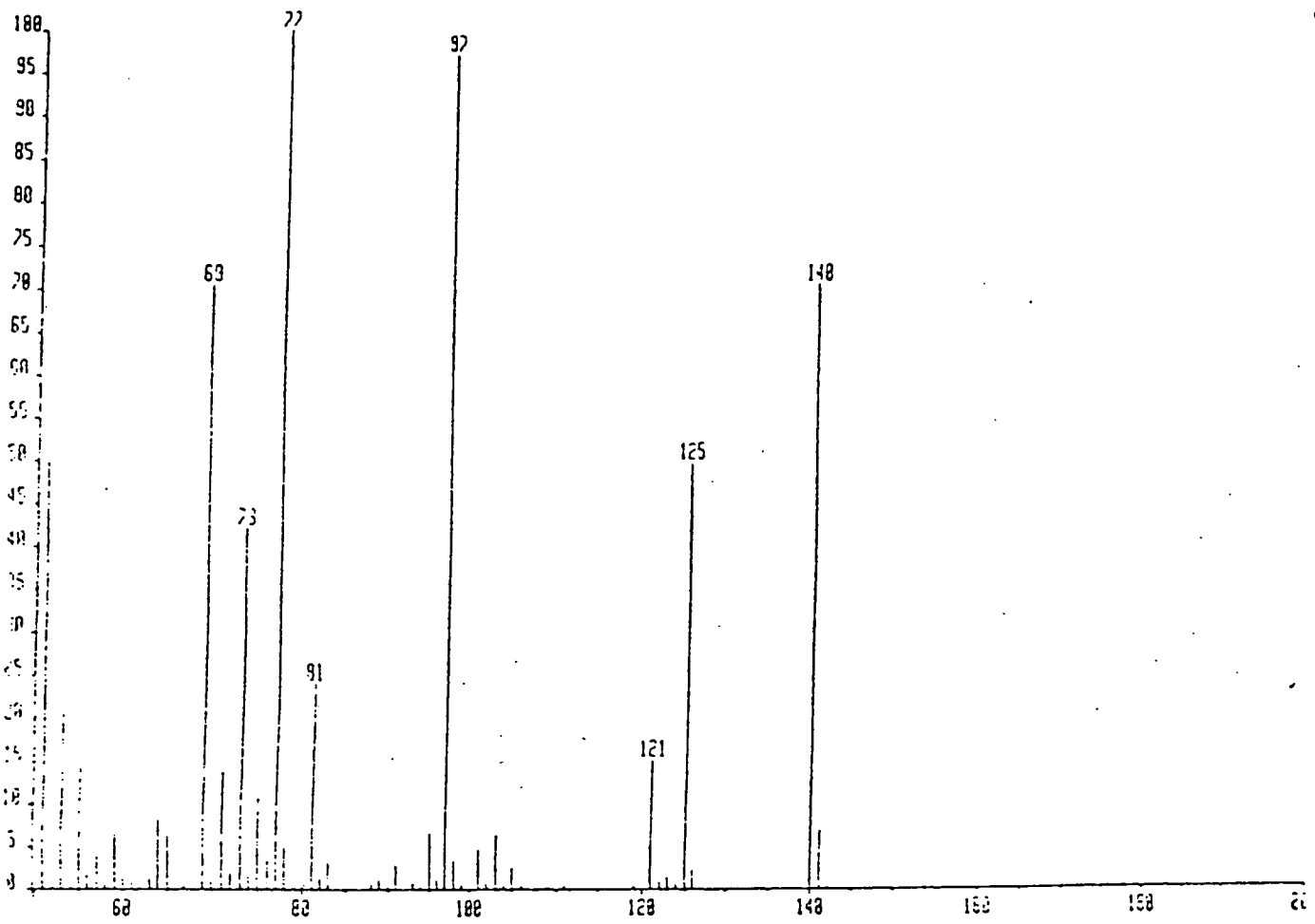


Mass	%Base	Mass	%Base	Mass	%Base	Mass	%Base
51.05	2.26	88.09	0.14	144.11	2.12	257.22	5.06
52.07	0.27	89.09	0.54	145.13	0.40	258.24	0.36
53.08	2.50	90.08	0.12	151.14	0.17	269.22	5.17
54.09	1.95	91.07	1.21	155.14	0.26	270.24	0.83
55.10	33.18	93.07	0.93	156.14	0.12	279.26	0.59
56.11	53.75	94.08	0.88	157.14	0.15	283.25	2.03
57.11	18.34	95.09	0.63	162.13	0.10	284.25	0.76
58.12	0.77	96.12	0.13	163.13	10.53	293.30	0.59
59.08	0.55	97.14	0.44	164.14	0.51	294.31	5.05
60.07	0.39	98.15	0.16	169.15	0.14	295.32	0.76
61.09	0.30	99.15	100.00	171.16	0.17	297.31	0.30
63.06	0.46	100.15	6.93	175.14	0.68	311.32	0.24
64.07	0.13	101.13	0.48	177.17	0.11	312.36	0.12
65.08	0.91	106.09	0.49	183.18	0.18	313.36	0.29
66.10	0.22	107.10	0.21	188.18	0.13		
67.11	0.94	108.10	0.17	189.18	0.32		
68.09	0.30	109.08	0.65	193.17	0.38		
69.05	6.71	112.08	0.23	194.17	0.61		
69.12	4.00	113.08	15.40	195.21	0.13		
70.10	1.28	114.09	0.49	203.20	0.19		
71.14	73.17	117.11	0.13	207.21	0.11		
72.15	4.18	119.10	0.49	213.17	7.40		
73.10	0.38	124.10	0.26	214.18	0.37		
75.07	3.23	125.10	1.04	215.22	0.12		
76.08	0.16	126.11	0.20	221.16	0.72		
77.09	0.43	127.13	0.21	223.19	0.16		
79.12	0.18	131.09	2.35	236.20	0.28		
80.13	0.40	132.11	0.11	237.21	0.40		
81.13	6.26	133.14	0.15	241.18	3.14		
82.10	0.48	137.12	0.46	242.21	0.20		
83.11	0.40	139.13	0.47	251.23	0.20		
84.12	0.18	143.11	0.41	256.21	21.22		
87.11	0.10						

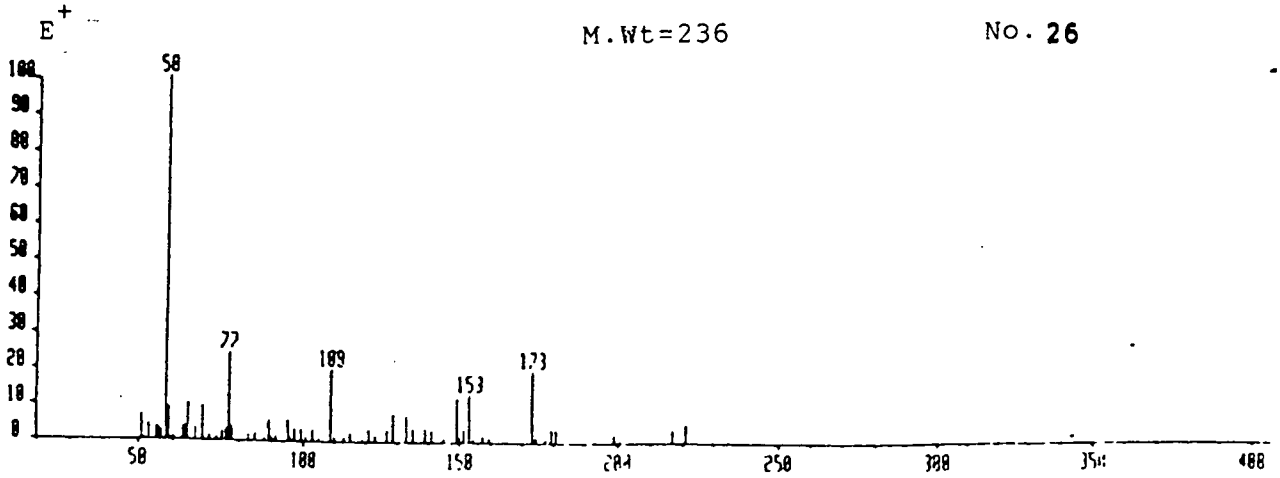
E⁺

M.Wt= 140

No. 25



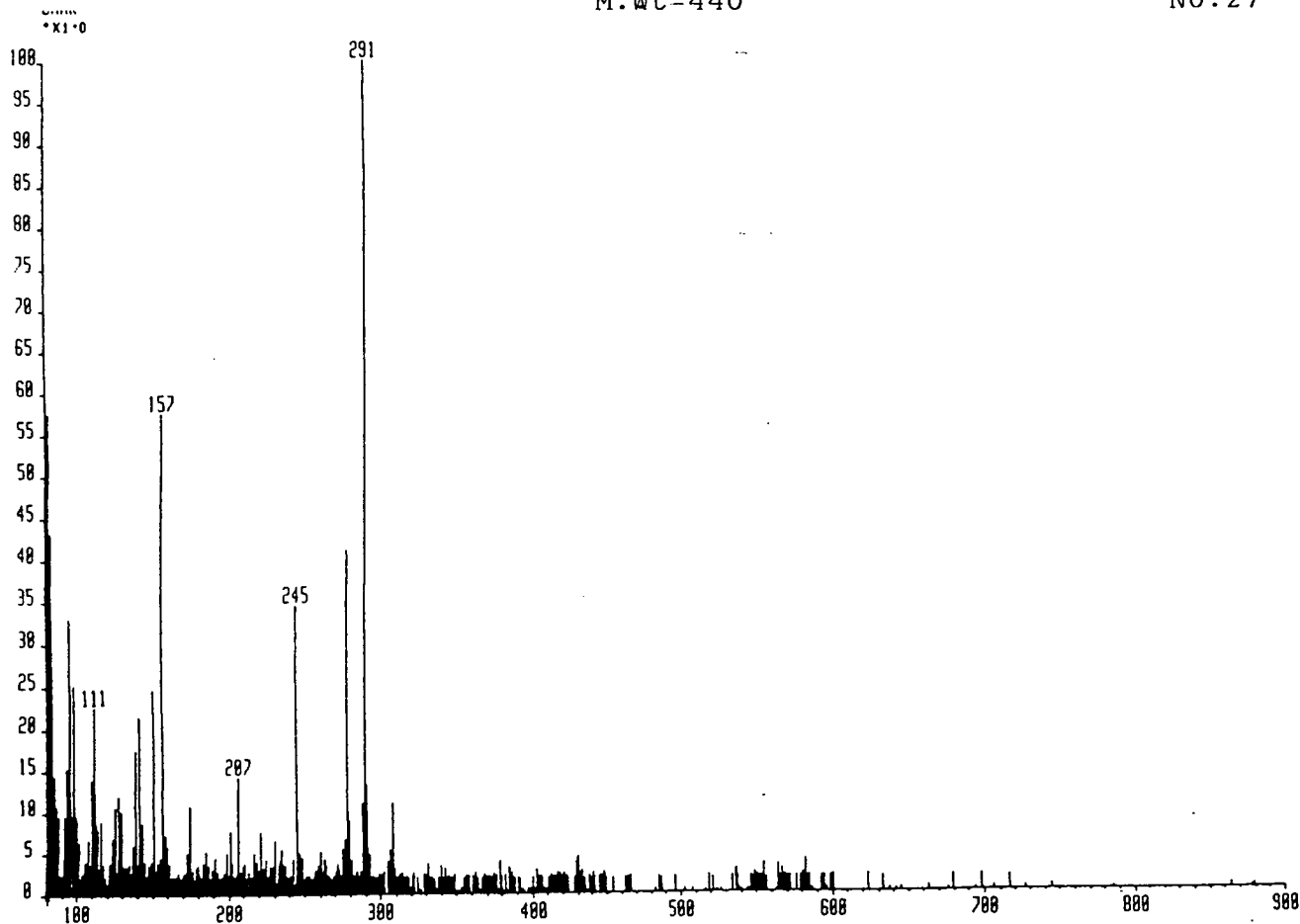
Mass	%Base	Mass	%Base
51 01	50 21	95 02	0 54
52 02	1 70	96 02	1 09
53 03	20 53	98 02	0 16
54 04	1 03	97 03	30 33
55 05	14 03	98 04	3 35
56 06	1 44	99 03	0 21
57 07	1 76	101 04	0 07
58 08	0 52	102 04	0 64
59 09	5 35	103 04	0 37
60 10	1 20	104 05	1 00
61 11	0 26	105 02	1 44
62 12	0 12	106 04	0 29
63 13	1 13	109 04	0 15
64 14	1 07	111 02	1 21
65 15	0 05	119 05	0 35
67 17	2 03	121 05	10 03
68 18	0 44	122 06	0 22
69 19	1 01	123 03	1 01
70 20	13 73	124 04	0 43
71 21	1 77	125 04	45 87
73 23	40 02	126 04	1 12
74 24	1 39	140 06	70 47
75 25	0 04	141 06	0 75
76 26	0 11	142 08	0 12
77 27	100 00	183 11	0 35
78 28	0 45		
79 29	0 10		
80 30	0 11		
81 31	0 11		
82 32	0 11		
83 33	0 11		
84 34	0 11		
85 35	0 11		
86 36	0 11		
87 37	0 11		
88 38	0 11		
89 39	0 11		
90 40	0 11		
91 41	1 04		
92 42	0 12		
93 43	0 12		
94 44	0 12		
95 45	0 12		
96 46	0 12		
97 47	0 12		
98 48	0 12		
99 49	0 12		
100 50	0 12		



M.Wt=236

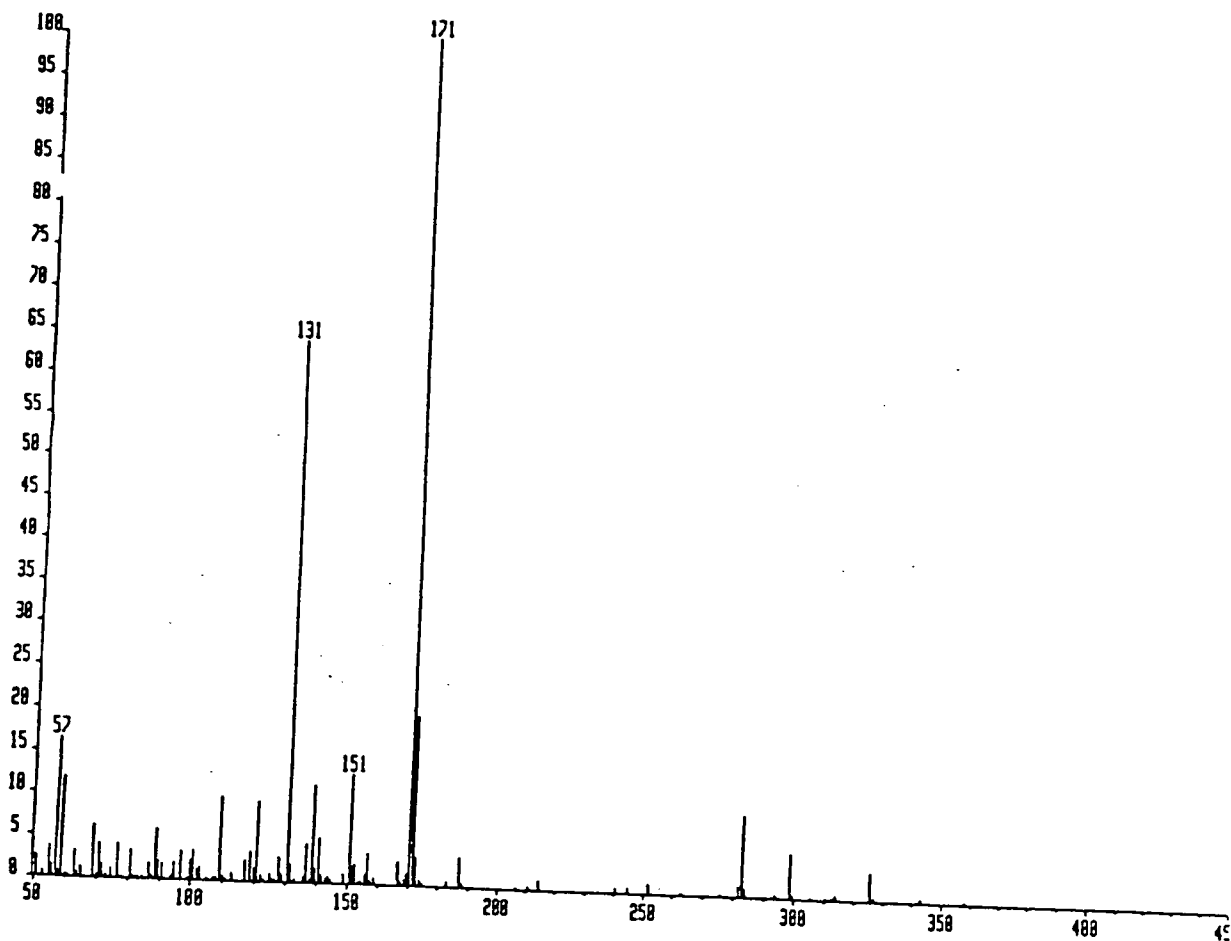
No. 26

Mass	Z	Base	Mass	Z	Base
50 99	7	42	129 00	7	33
52 00	0	55	130 00	0	38
53 01	1	59	131 01	0	11
54 01	0	29	132 99	7	01
55 01	3	34	134 00	0	60
56 00	0	21	135 09	1	07
57 00	4	38	135 65	0	11
57 83	3	00 F	136 97	0	39
58 01	100	00 F	138 99	1	35
58 99	6	79 F	140 99	0	28
59 00	10	30 F	144 97	0	64
60 01	1	65	147 00	0	36
61 00	3	01	149 01	12	24
61 99	0	10	150 00	0	94
62 99	0	01	151 01	2	98
63 99	4	51	152 99	19	40
64 99	11	76	153 99	0	89
66 00	0	30	157 00	1	25
67 01	0	33	158 00	0	14
68 96	10	84	159 00	3	11
69 97	2	99	160 99	0	12
71 01	2	96	167 02	0	29
72 01	1	20	169 02	0	64
73 01	0	63	171 00	0	10
74 96	1	96	172 99	19	40
75 98	0	63	174 00	1	11
76 99	24	23	177 01	0	69
77 99	1	96	179 01	0	69
79 01	1	37	181 02	2	97
80 93	0	15	195 03	0	13
82 99	1	40	197 03	3	00
84 00	0	23	199 03	1	74
85 01	1	71	200 04	0	25
87 02	0	91	201 00	0	63
88 00	1	79	205 02	2	98
88 99	5	21	217 02	1	34
89 99	0	76	218 02	0	12
90 99	1	10	220 99	4	13
94 97	0	23	222 00	0	26
95 99	3	34	236 02	0	18
96 99	1	27	237 02	0	20
98 98	1	98			
100 96	1	07			
101 99	3	01			
102 99	1	49			
104 00	1	00			
105 01	1	04			
106 99	0	12			
107 99	1	04			
108 99	0	21			
109 99	0	30			
110 00	1	19			
111 01	1	21			
114 97	1	11			
118 96	1	46			
121 00	1	09			
121 99	1	16			
122 99	1	01			
126 98	1	11			
127 99	1	12			



Mass	Z Base	Mass	Z Base	Mass	Z Base	Mass	Z Base	Mass	Z Base	Mass	Z Base	Mass	Z Base	Mass	Z Base
79.87	9.73	122.29	0.41	171.66	0.21	207.04	1.79	241.65	0.63	292.61	0.29	344.59	1.98	402.91	0.84
80.88	57.37	122.84	6.62	171.76	0.76	207.14	1.80	242.63	4.16	293.47	0.29	345.73	1.93	403.59	1.78
81.86	8.93	123.83	3.36	171.90	1.75	207.66	2.60	243.66	1.01	293.60	1.86	346.53	0.23	404.59	1.90
82.89	42.97	124.83	10.42	171.92	1.75	207.79	0.26	244.64	34.35	293.60	0.20	346.63	0.25	405.55	1.92
82.97	0.21	125.83	2.61	172.74	4.82	208.15	0.29	245.65	4.84	294.61	2.00	347.48	0.58	406.56	1.88
83.87	14.28	126.82	11.82	173.75	1.07	208.69	2.40	246.62	2.46	295.59	1.90	347.60	2.13	407.68	0.49
84.86	10.64	127.82	3.42	174.76	10.55	209.71	3.70	247.65	2.24	296.66	1.37	348.57	0.58	408.50	1.79
85.85	3.41	128.83	10.03	175.77	2.80	210.68	0.46	248.64	0.24	297.58	1.81	350.53	0.21	410.50	1.79
86.35	1.74	129.83	3.39	176.71	1.71	211.63	0.56	249.67	1.71	297.62	1.74	352.64	0.61	412.50	2.05
87.86	9.43	130.80	3.16	177.75	0.55	211.73	1.75	250.66	1.95	298.68	2.21	354.60	1.80	412.77	1.71
88.84	1.55	131.78	1.82	178.40	0.32	212.71	2.54	251.64	1.79	299.64	1.78	355.63	2.20	413.64	1.95
89.84	2.24	132.80	3.14	178.71	3.26	213.69	0.54	252.67	2.16	300.61	2.28	356.59	1.91	414.53	1.84
89.84	2.16	133.83	3.49	179.82	0.32	213.78	1.87	253.69	1.82	301.58	2.13	357.63	0.21	415.43	1.86
90.84	9.37	134.81	2.13	180.69	3.29	213.84	0.56	254.64	1.73	302.63	3.22	358.56	1.90	415.79	2.40
91.86	2.91	135.83	2.49	180.80	0.20	214.05	1.89	255.64	0.93	302.77	3.81	360.53	1.91	416.58	2.29
92.86	15.16	136.80	5.78	181.74	1.82	214.51	2.00	256.64	0.23	304.56	1.90	360.66	1.73	418.57	1.93
93.45	1.76	137.81	5.32	181.74	1.82	214.66	1.80	256.64	1.79	305.62	5.17	360.72	1.77	419.61	2.30
93.87	6.44	138.81	1.734	182.70	3.69	215.32	1.74	257.64	3.36	307.61	2.47	361.52	2.46	421.57	1.83
94.87	32.80	139.83	0.33	183.60	1.72	215.67	1.87	258.66	2.32	308.58	10.91	362.64	1.75	422.57	1.95
95.42	1.76	139.81	3.48	183.74	0.95	215.67	4.92	259.66	2.32	308.58	2.93	363.63	1.85	423.56	1.70
95.72	0.20	140.81	21.41	184.71	6.03	216.65	1.93	260.63	5.01	309.61	1.90	363.74	1.85	423.56	1.74
95.74	1.76	141.81	3.71	185.71	1.85	217.65	1.81	261.65	2.56	310.62	1.75	364.56	1.74	427.65	1.81
95.86	9.46	142.80	8.52	186.69	3.28	218.65	3.77	262.63	4.06	311.64	1.67	365.56	0.26	428.55	3.64
96.87	25.02	143.84	0.22	186.69	1.81	219.63	2.78	263.61	3.33	312.67	2.25	365.66	0.23	429.52	4.21
97.87	9.45	143.80	1.75	187.70	3.28	219.63	2.78	263.61	1.77	312.62	2.25	366.58	1.72	430.58	3.64
98.85	8.93	144.78	3.75	188.70	2.96	219.74	0.20	264.65	2.05	313.57	0.42	366.58	1.73	431.57	2.25
99.84	3.98	145.82	2.07	189.67	1.77	220.40	1.70	265.69	1.84	313.61	2.36	367.78	1.72	432.59	3.52
100.84	6.28	146.79	3.28	189.72	1.79	220.40	2.67	267.63	0.66	314.64	1.85	367.94	1.74	434.61	0.20
101.84	1.80	147.78	2.91	190.71	3.17	221.65	0.96	267.83	1.73	315.58	2.30	367.99	1.75	434.80	1.70
102.84	2.49	148.78	3.77	191.66	1.77	222.66	1.86	268.65	1.98	316.60	2.01	368.60	2.30	434.99	1.98
103.84	1.71	149.11	0.24	192.95	3.23	223.68	2.56	269.61	2.15	317.63	1.62	370.60	1.93	438.68	1.74
104.85	3.74	149.79	1.93	191.66	1.77	224.68	4.08	270.62	1.98	318.60	0.62	371.57	0.65	440.50	2.35
105.84	2.73	150.72	24.50	192.72	1.98	225.69	3.21	271.50	3.45	320.52	2.30	372.59	1.80	441.48	1.81
106.00	0.21	151.77	2.60	193.34	1.77	225.69	2.13	271.65	2.79	320.64	2.79	373.50	1.82	444.50	1.91
106.31	1.74	152.78	3.58	194.69	1.75	226.70	3.23	272.62	2.12	322.56	1.75	374.61	2.12	446.62	1.97
106.43	0.26	153.79	1.52	193.45	1.96	227.66	1.96	274.03	1.74	324.54	0.21	376.63	0.25	447.57	1.72
106.85	6.52	154.79	4.28	194.71	1.96	228.66	1.71	274.63	5.29	325.66	0.26	377.54	3.75	448.61	2.38
107.26	3.46	155.89	2.08	195.70	0.22	229.61	6.40	275.61	2.24	326.58	0.26	378.59	1.93	449.55	1.79
107.33	0.28	155.89	0.22	196.76	2.48	230.64	1.15	276.61	6.45	326.65	2.21	379.68	0.28	454.56	0.21
107.85	3.38	156.79	57.50	196.76	1.79	231.65	3.36	277.62	3.17	328.60	0.23	382.53	2.16	454.64	1.81
108.70	1.74	156.95	1.80	197.62	1.79	232.64	1.78	277.93	1.67	329.47	0.41	383.55	0.21	456.60	1.75
108.85	13.84	157.55	0.21	197.75	4.77	232.78	1.70	277.96	1.69	329.55	0.41	384.59	1.72	456.60	0.34
109.86	4.43	157.79	7.03	198.68	2.19	233.82	3.96	278.63	41.08	329.66	2.37	385.15	1.79	464.68	1.76
110.86	22.43	158.77	5.55	199.67	2.63	234.81	5.25	279.63	2.78	331.58	3.46	385.54	2.50	466.62	1.90
111.85	8.29	159.75	1.70	200.67	1.75	235.84	0.27	280.30	1.65	332.54	4.01	386.56	1.76	468.68	1.76
112.84	7.69	160.76	3.44	201.66	1.75	236.84	3.43	281.66	1.96	333.59	3.30	387.59	1.76	468.68	1.90
113.84	2.99	161.82	1.81	202.66	1.74	237.84	0.26	282.58	2.09	334.55	3.20	388.55	0.43	485.43	0.29
114.58	0.20	162.76	1.91	203.81	1.74	238.88	0.26	283.61	2.53	335.53	1.72	390.55	1.75	486.50	1.74
114.84	8.82	163.78	2.01	204.81	1.74	239.88	0.26	284.61	1.93	335.65	1.87	391.56	0.26	486.50	1.67
115.04	2.63	164.76	1.78	205.81	1.74	240.88	0.26	285.61	2.59	336.54	0.26	393.56	0.47	502.77	0.25
116.84	3.44	165.81	1.95	206.81	1.74	241.88	0.26	286.62	1.93	337.65	1.87	393.56	0.22	507.52	0.32
117.83	0.97	166.74	2.43	207.81	1.74	242.88	0.26	287.61	2.87	338.58	1.87	394.67	0.48	518.54	0.20
118.83	1.96	167.74	1.85	208.81	1.74	243.88	0.26	288.61	10.84	339.59	3.45	395.60	0.48	518.70	0.20
119.16	1.75	167.90	0.31	209.81	1.74	244.88	0.26	289.58	3.43	340.48	3.45	396.60	0.43	518.70	0.20
119.76	0.23	168.49	1.81	210.81	1.74	245.88	0.26	289.60	4.49	340.66	0.47	398.73	0.21	521.40	1.71
119.83	1.13	168.62	0.21	211.81	1.74	246.88	0.26	290.60	100.00	341.62	2.88	400.58	1.85	534.41	0.25
119.91	0.20	168.76	1.77	212.81	1.74	247.88	0.26	291.11	0.21	342.59	1.75	401.58	0.39	534.57	2.66
120.83	3.64	169.75	2.10	213.81	1.74	248.88	0.26	291.60	13.15	342.82	0.59	402.58	2.79	536.48	2.66
121.84	2.17	170.75	2.40	214.81	1.74	249.88	0.26	291.60		343.63					

M.Wt= 522 No.29



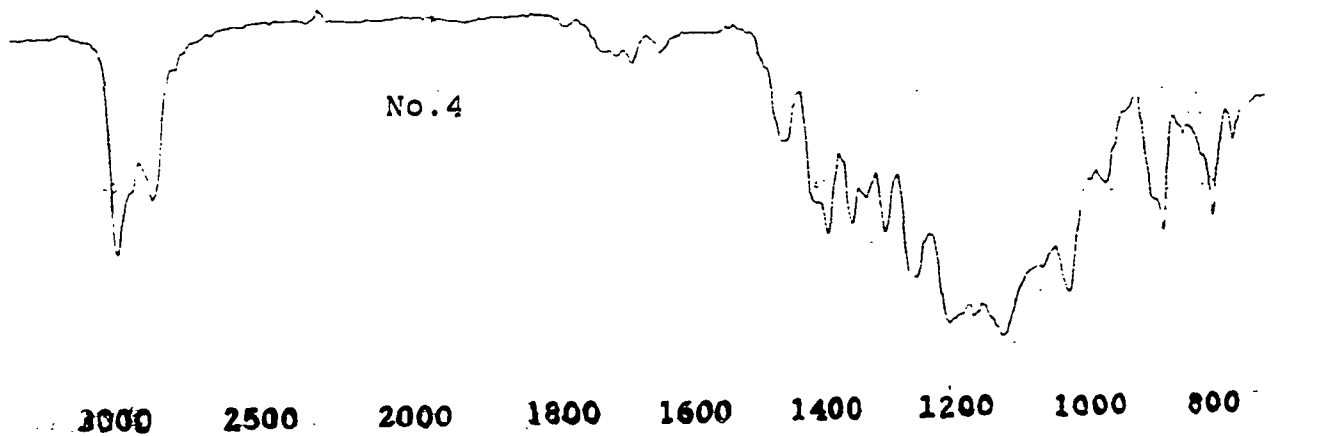
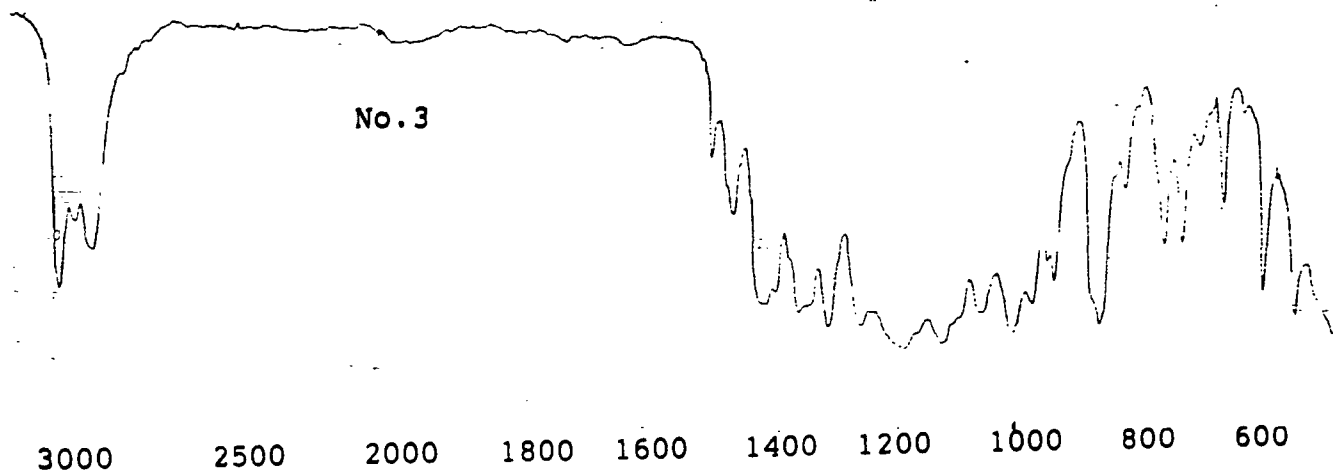
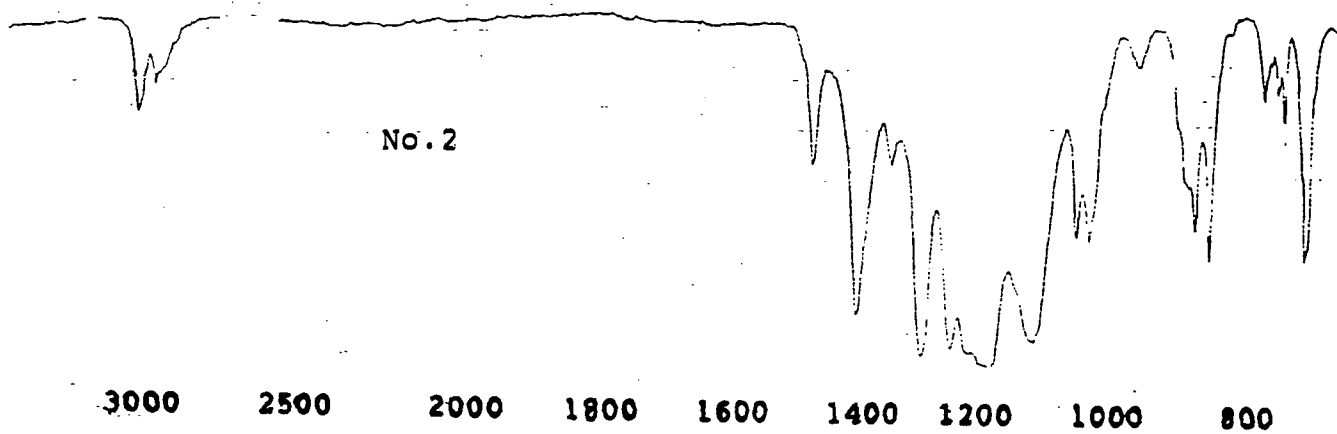
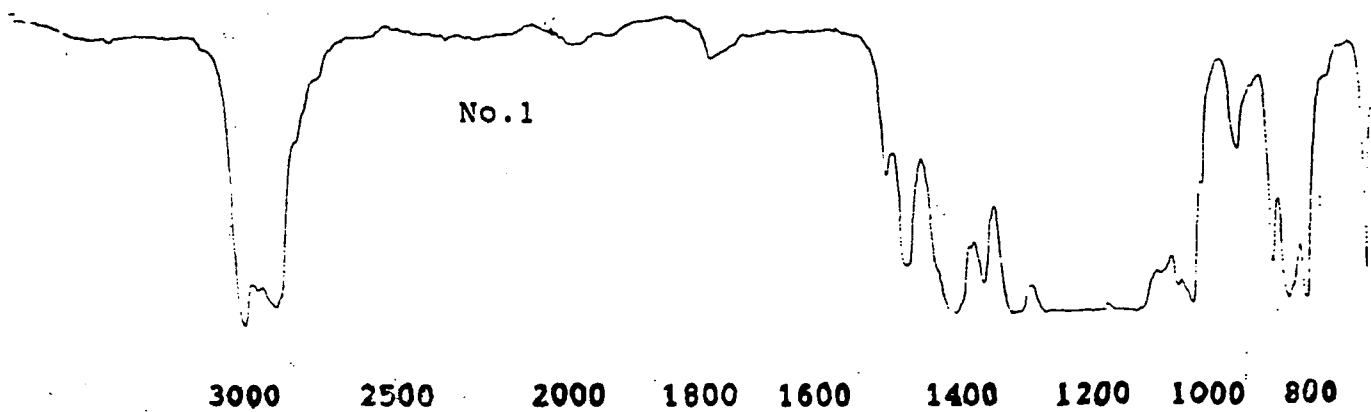
Mass	% Base
56.94	16.27
58.95	11.77
68.89	6.03
88.89	5.84
108.85	9.71
120.86	9.30
130.83	64.06
138.83	11.46
140.83	5.15
150.82	12.96
170.81	100.00
171.82	19.84
262.72	0.11
275.73	0.14
281.70	1.13
282.70	9.45
283.71	0.90
293.70	0.31
298.67	5.14
299.69	0.32
305.67	0.11
310.65	0.15
312.66	0.19
313.70	0.40
325.69	3.22
326.67	0.36
342.69	0.23
357.70	0.17

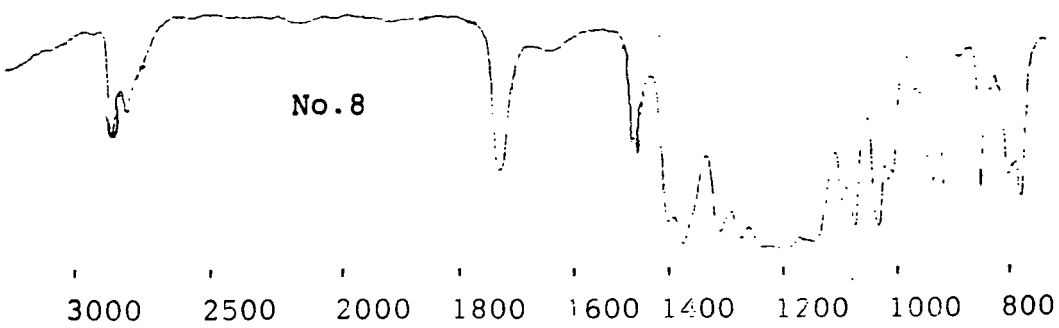
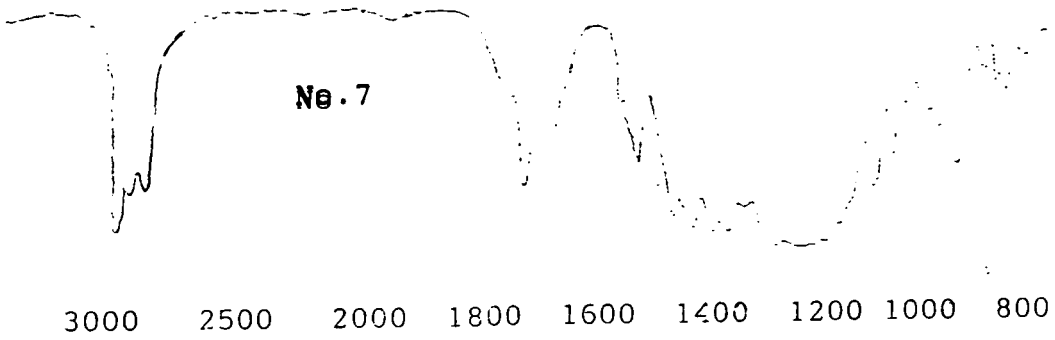
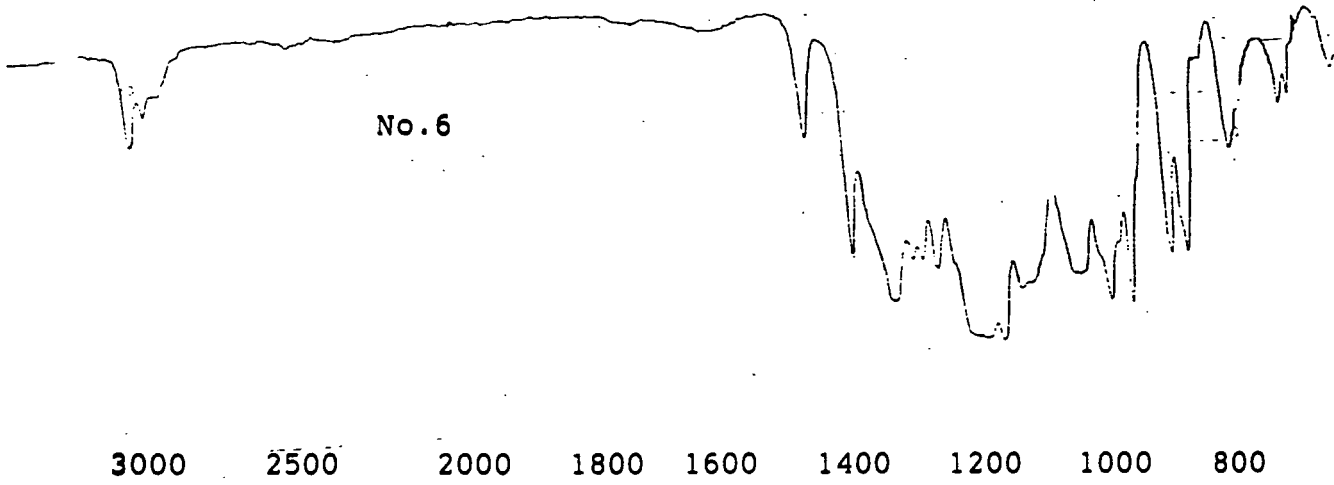
APPENDIX III- INFRA RED

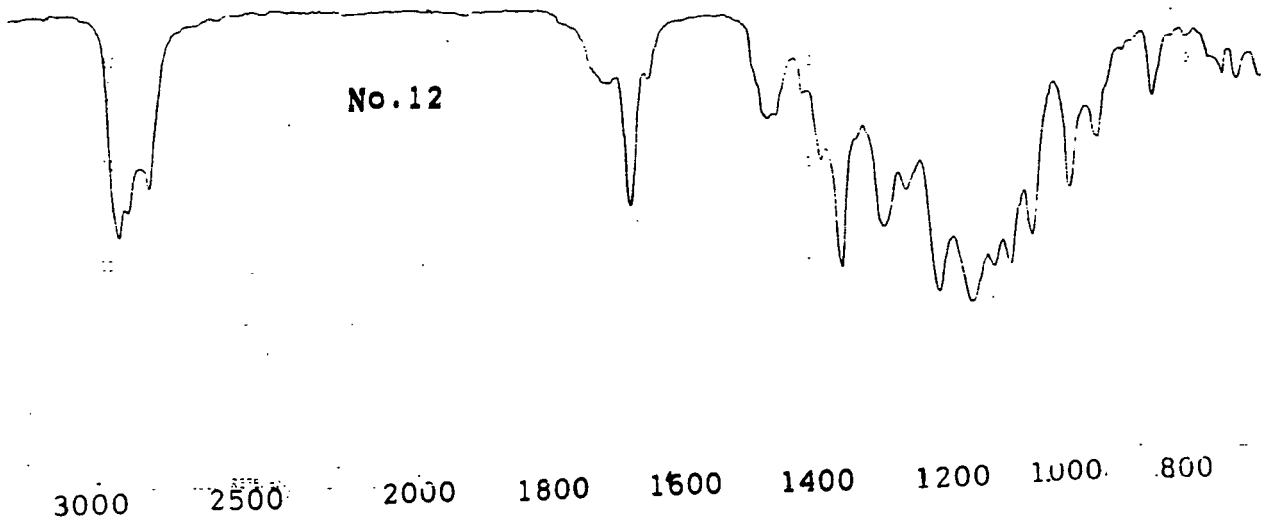
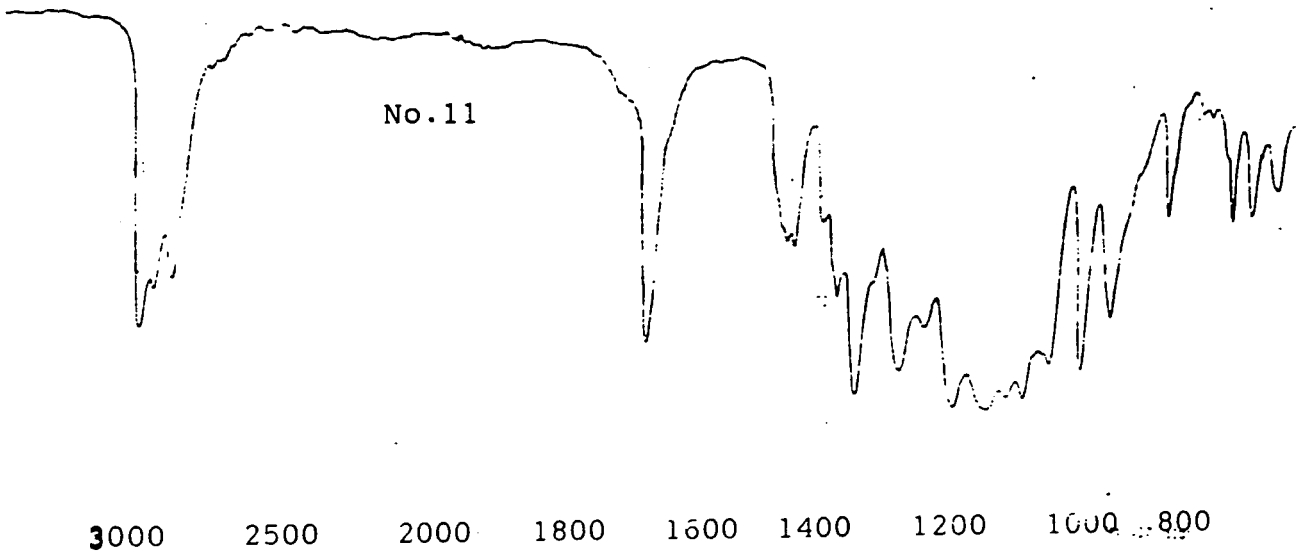
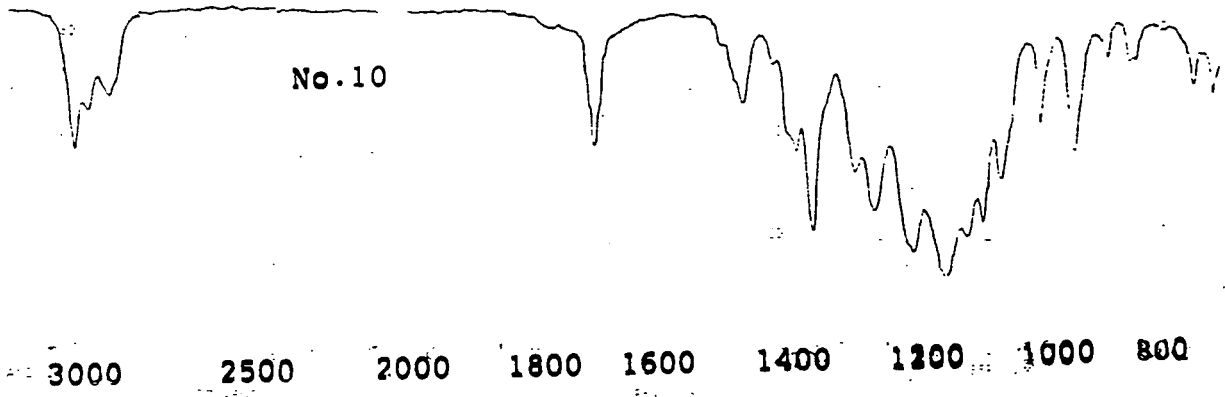
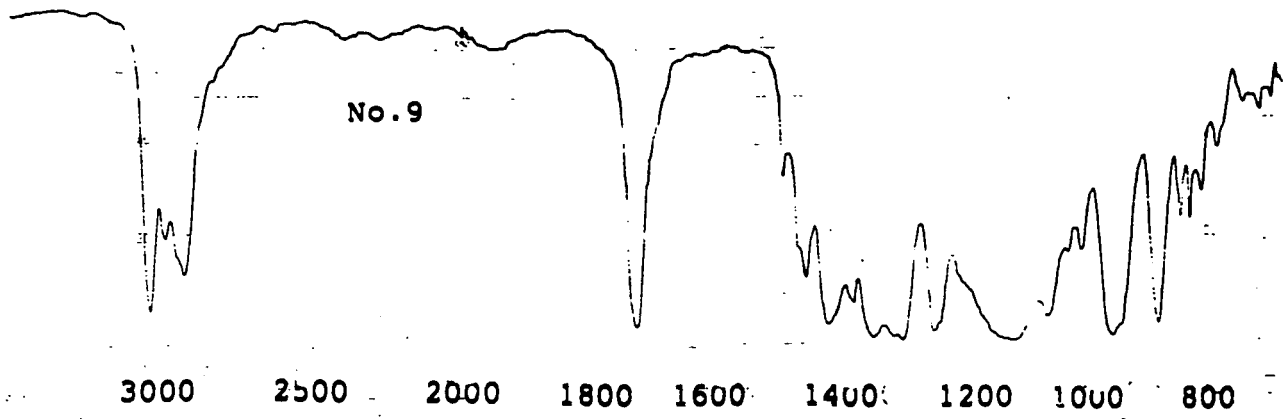
COMPOUND ENDEX

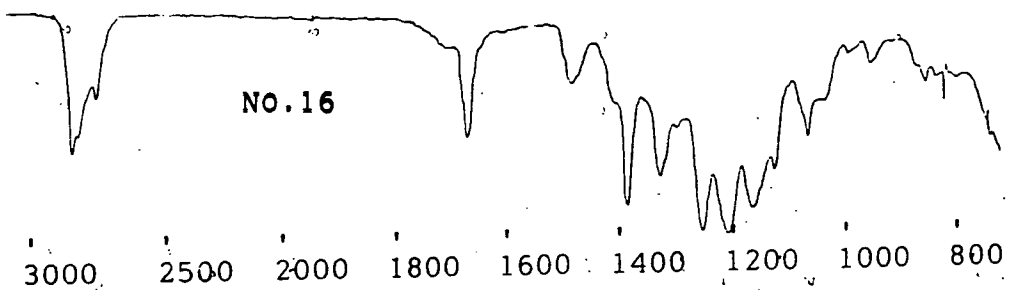
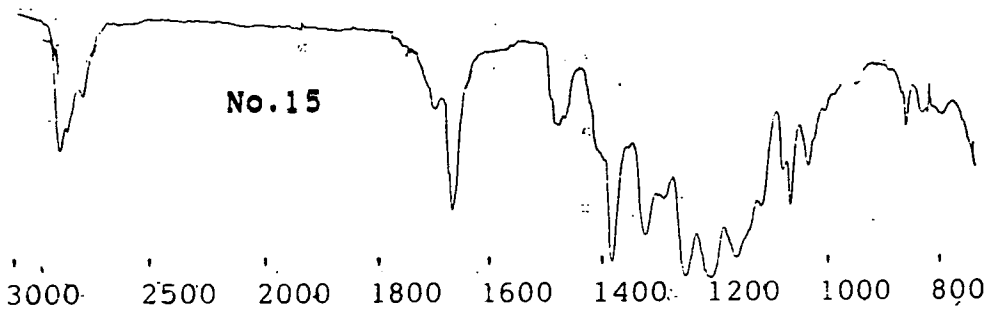
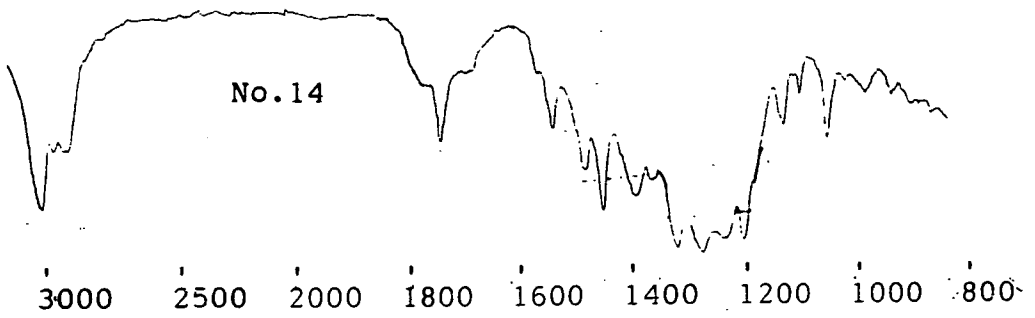
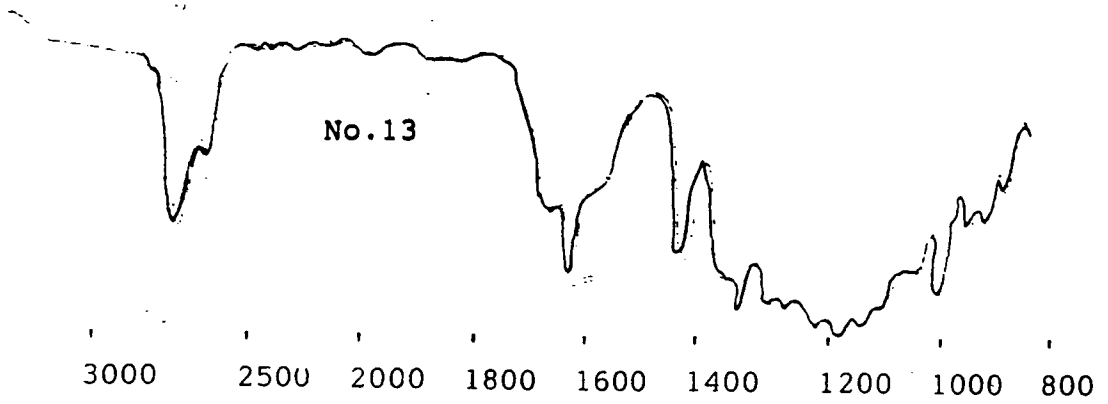
1. 1-methyl-2,2,3,4,4,4-hexafluorobutyl ethyl ether (32)
2. di(1-methyl-2,2,3,4,4,4-hexafluorobutyl)ether (33)
3. 1-methyl-2-H-perfluorocyclobutyl)ethyl ether (34)
4. di(1-methyl-2-H-perfluorocyclobutyl)ether (35)
5. 1-methyl-2-H-perfluorocyclopentyl ethyl ether (36)
6. di(1-methyl-2-H-perfluorocyclopentyl)ether (37)
7. α -(1,2,3,3,3-pentafluoro-1-propenyl)diethylether (42)
8. $\alpha,\bar{\alpha}$ -bis(1,2,3,3,3-pentafluoro-1-propenyl)diethylether (43)
9. α -(2,3,3,4,4-pentafluorocyclobutyl)diethylether (44)
10. 1-methoxy-1-(1-ethoxyethyl)tetrafluoropropene (48)
11. 1-propoxy-(1-ethoxyethyl)-tetrafluoropropene (49)
12. 1-butoxy-1-(1-ethoxyethyl)-tetrafluoropropene (50)
13. $\alpha,\bar{\alpha}$ -bis(1-methoxy-tetrafluoro-1-propenyl)diethylether (51)
14. $\alpha,\bar{\alpha}$ -bis(1-ethoxy-tetrafluoro-1-propenyl)diethylether (52)
15. $\alpha,\bar{\alpha}$ -bis(1-propoxy-tetrafluoro-1-propenyl)diethylether (53)
16. $\alpha,\bar{\alpha}$ -bis(1-butoxy-tetrafluoro-1-propenyl)diethylether (54)
17. 3,3,4,5,5,5-hexafluoropentan-2-one (56)
18. 1,1,1,2,3,3,3-hexafluorononan-4-one (57)
19. 2-H-hexafluoropropyl t-butyl ketone (58)
20. 1,1,1,2,3,3-hexafluoro-5-cyclohexyl-pentane (59)
21. 1,1,1,2,3,3-hexafluoro-6-cyclohexyl-hexan-4-one (60)
22. 1,1,1,2,3,3,7,7,8,9,9,9-dodecafluoro-6-cyclohexyl-nonan-4-one (61)
23. 2-Hydro-hexafluorocyclobutyl pentyl ketone (62)

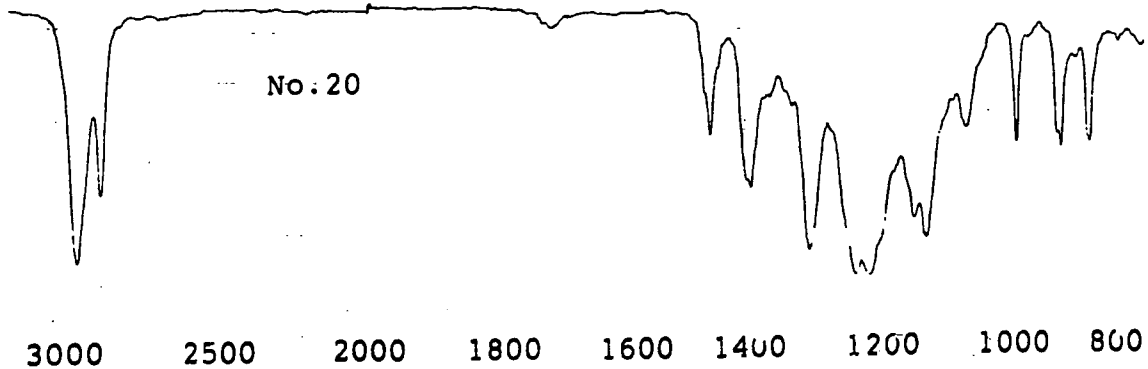
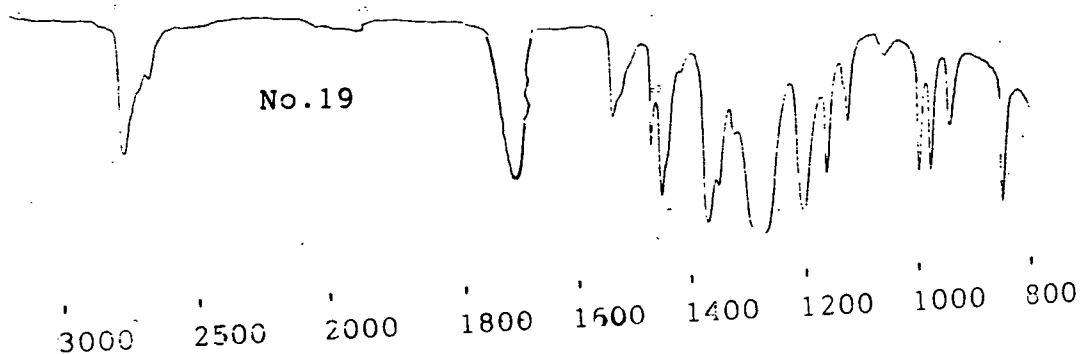
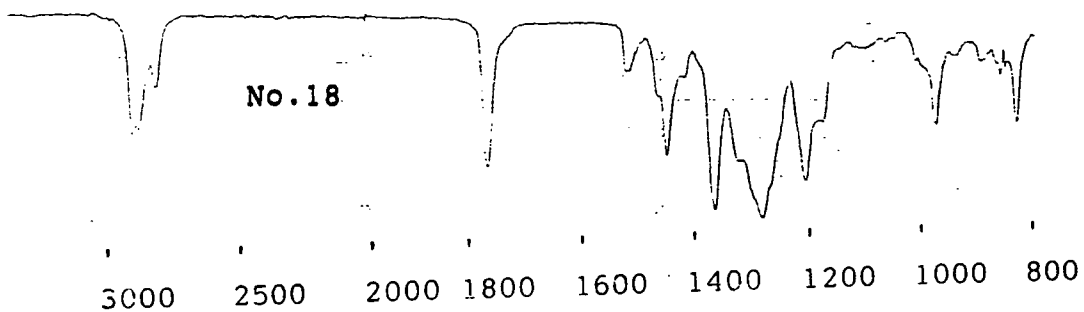
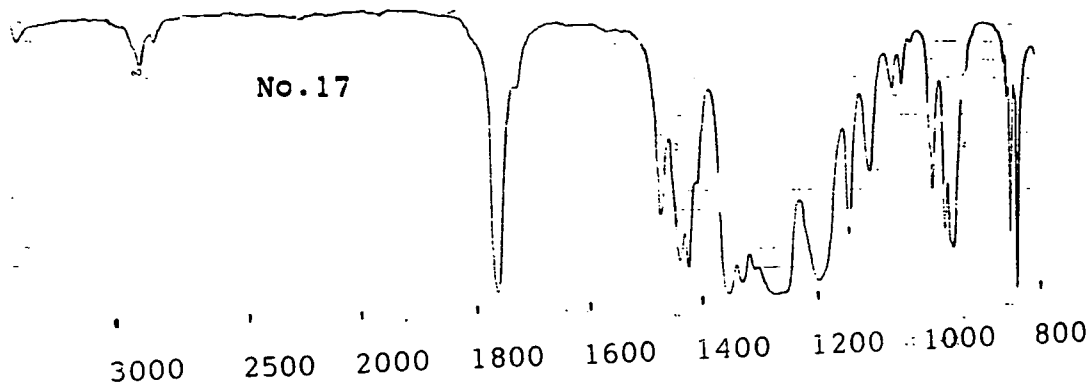
24. 2-Hydro-octafluorocyclopentyl pentyl ketone (63)
25. 5,5,5-trifluoro-pentan-2-one (64)
26. 4-trifluoromethyl-7,7,7-trifluoroheptan-2-one (65)
27. 1,1,1,2,3,3,12,12,13,14,14,14-dodecafluoro-tetradecan-4,11-dione (66).
28. 1,1,1,2,3,3,3,16,16,17,18,18,18-dodecafluoro-octadodecan-4,15-dione (67)
29. 1,12-di(2-Hydro-perfluorocyclobutyl)dodecandione (69)
30. 1,12-di(2-Hydro-perfluorocyclopentyl)dodecandione (71)

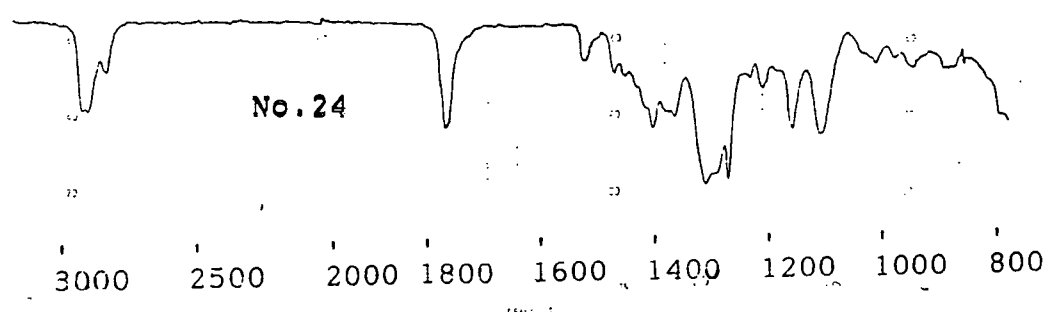
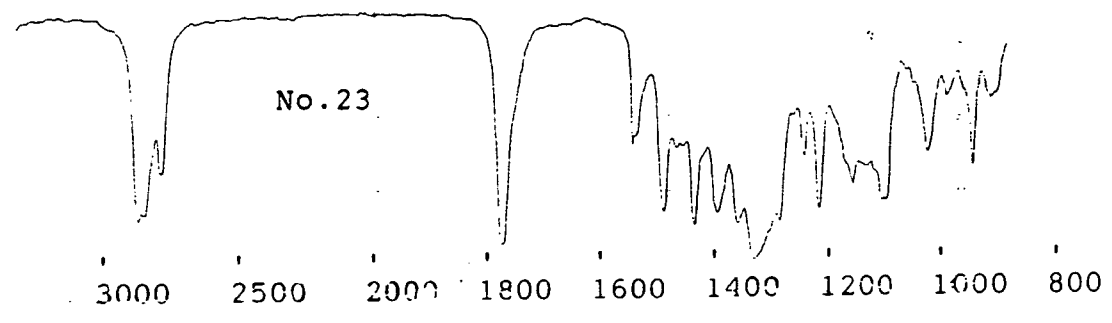
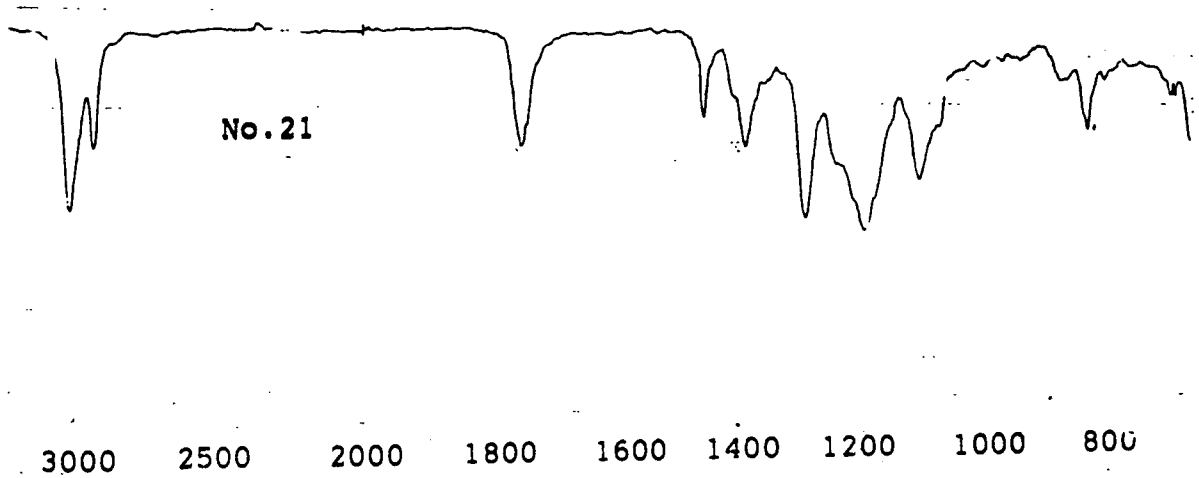


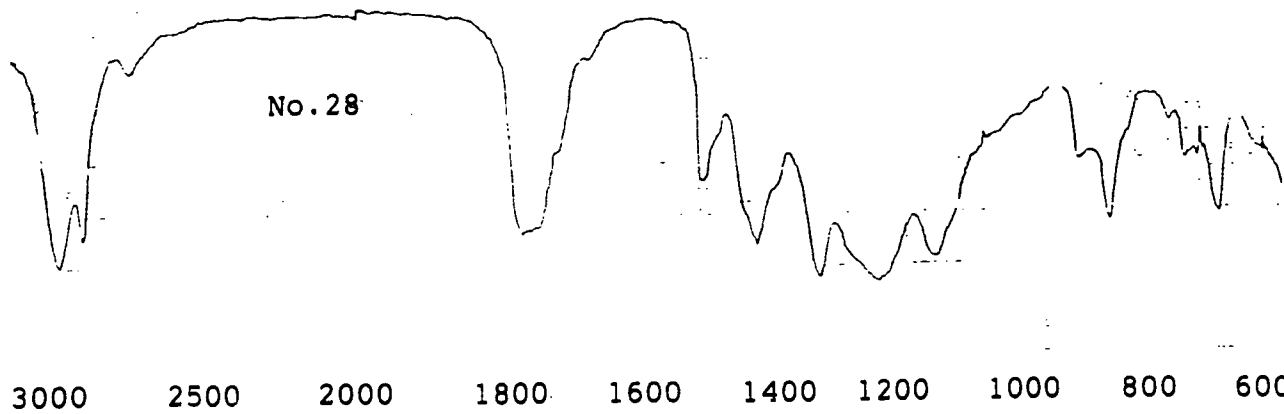
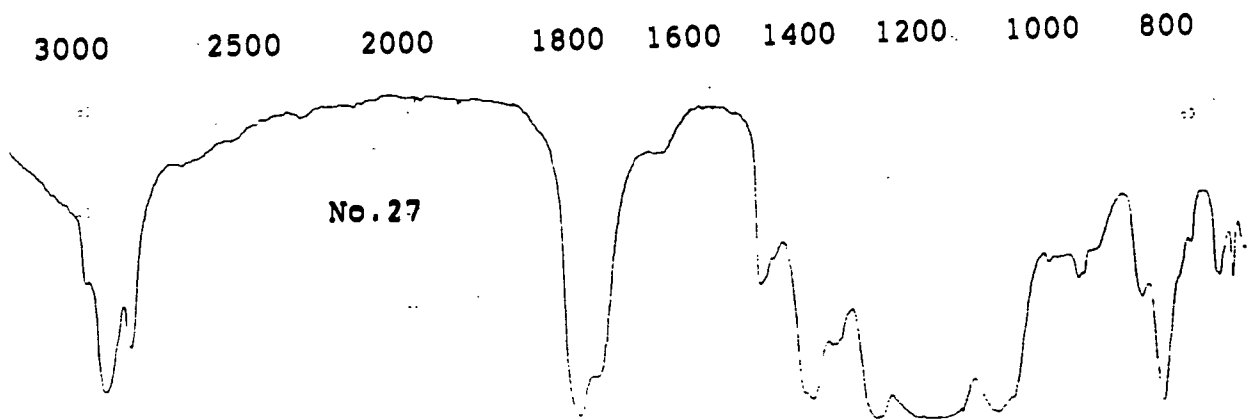
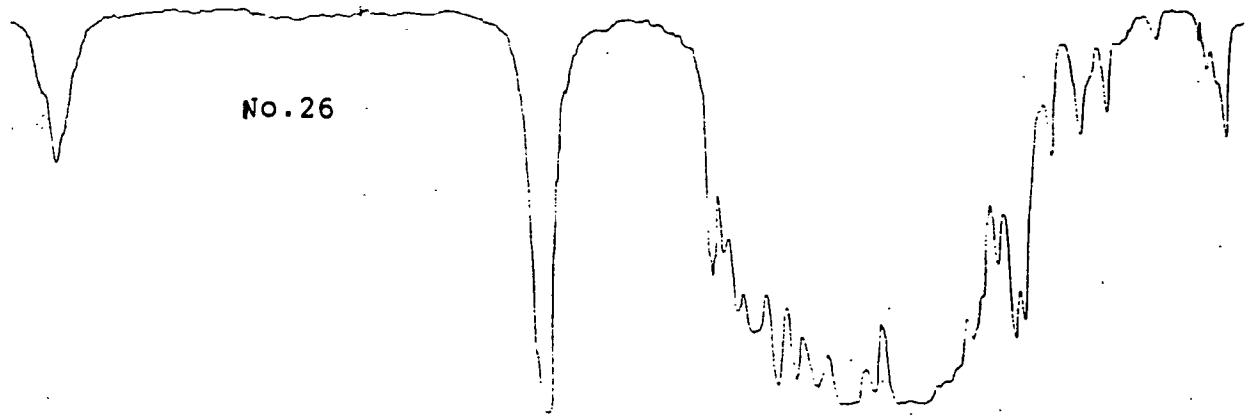
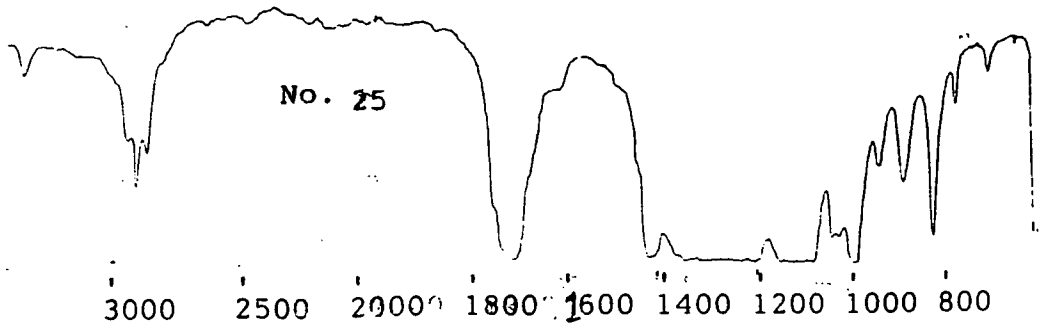


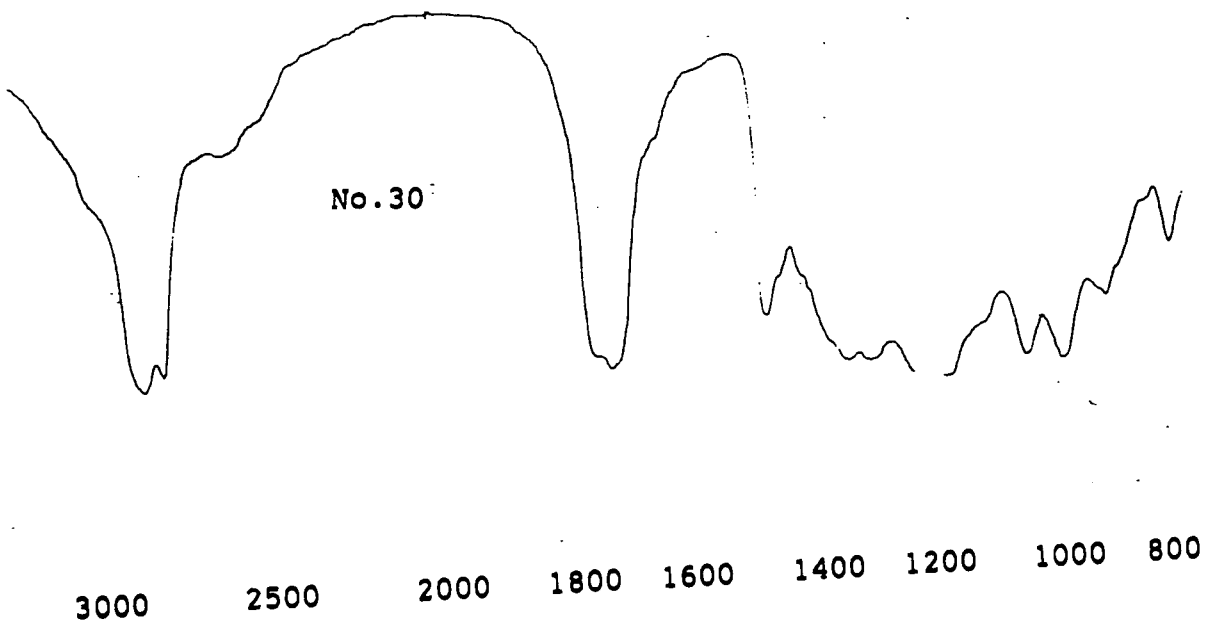
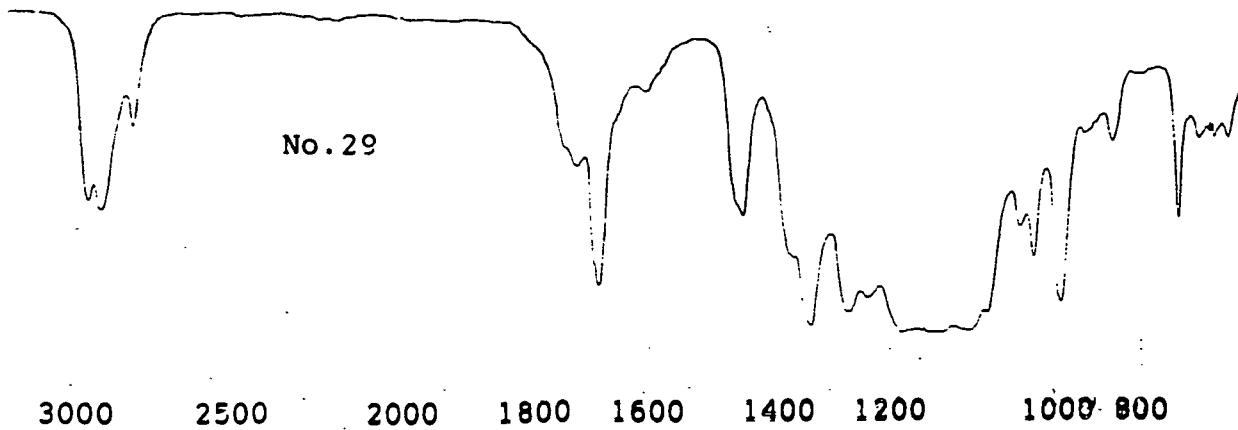












APPENDIX IV

The Board of Studies in Chemistry requires that each postgraduate research thesis contains an appendix listing:

- (a) all research colloquia, seminars and lectures arranged by the department of chemistry during the period of the author's residence as a postgraduate student;
- (b) lectures organised by Durham University Chemical Society;
- (c) all research conferences attended and papers presented by the author during the period when research for the thesis was carried out;
- (d) details of the postgraduate induction course.

UNIVERSITY OF DURHAM

Board of Studies in Chemistry

COLLOQUIA, LECTURES AND SEMINARS GIVEN BY INVITED SPEAKER

6th OCTOBER 1988 TO 1th OCTOBER 1989

- 6.10.88 Prof.R. Schmutzler (Technische Universität Braunschweig) Fluorophosphines Revisited-New Contributions to an Old Theme
- *18.10.88 Dr.J.Dingwall (Ciba Geigy) Phosphorus-Containing Amino Acids: Biologically Active Natural and Unnatural Products
- * 18.10.88 Dr.C.J.Ludman (University of Durham) The Energetics of Explosives
- 18.10.88 Mr.F.Bollen
Durham Chemistry Teachers' Centre Lecture About Use of SATIS in the Classroom
- * 21.10.88 Prof.P.Von Rague Schleyer (Universität Erlangen Nurnberg) The Fruitful Interplay Between Calculation and Experimental Chemistry
- * 27.10.88 Prof.C.W.Rees (Imperial College, London) Some very Heterocyclic Compounds (The Musgrave Lecture)

* Seminars which were attended.

- 9.11.88 Dr.G.Singh (Teeside Polytechnic)
Towards Third Generation Anti-Leukaemics
- 10.11.88 Prof. J. I. G. Cadogan (British Petroleum)
From Pure Science to Profit
- * 16.11.88 Dr.K.A. Mclauchlin (University of Oxford)
The Effect of Magnetic Fields on Chemical Reactions
- 24.11.88 Dr.R.R. Baldwin and Dr. R.W. Walker (Hull University)
Combustion: Some Burning Problems
- * 1.12.88 Dr.R. Snaith (Cambridge University)
Egyptian Mummies: What, Where, Why and How?
- .12.88 Dr.G. Hardgrove (St. Olaf. College, U.S.A.)
Polymers in the Physical Chemistry Laboratory
- * 9.12.88 Dr.C. Jager (Friedrich-Schiller University)
NMR Investigations of Fast Ion Conductors of
the NASICON Type (Informal Research Seminar)
- 14.12.88 Dr.C. Mortimer (Lancashire Polytechnic)
The Hindenburg Disaster-An Excuse For Some
Experiments Durham Chemistry Teachers' Centre-
Schools Christmas Lecture

- *25.1.89 Dr. L.Harwood (University of Oxford), 'Synthetic Approaches to Phorbols Via Intramolecular Furan Diels-Alder Reactions: Chemistry Under Pressure.
- * 26.1.89 Prof. K.R.Jennings (University of Warwick), Chemistry of the Masses'.
- * 1.2.89. Mr. T. Cressey and Mr.D. Waters (Durham Chemistry Teachers' Centre), 'GCSE Chemistry 1988: A Coroner's Reports'.
- * 2.2.89 Prof. L.D. Hall (Addenbrookes' Hospital), 'NMR- A Window to the Human Body'.
- 13.2.89 Prof. R.R. Schrock (M.I.T.), 'Recent Advances in Living Metathesis'.
- 15.2.89 Dr. A.R. Butler (St. Andrews University), 'Cancer in Linxiam: The Chemical Dimension'.
- * 9.2.89 Prof. J. Baldwin (University of Oxford), '??' .
- * 16.2.89 Prof. J.B. Aylett (Queen Mary College), 'Silicon-based Chips: The Chemists Contribution'.
- * 22.2.89 Dr. G. Macdougall (Edinburgh University), 'Vibrational Spectroscopy of Model Catalytic System'.
- * 23.2.89 Dr. B. F.G. Johnson (University of Cambridge), 'The Binary Carbonyls'.

- * 1.3.89 Dr. R.J. Errington (University of Newcastle-upon-Tyne), 'Polymetalate Assembly in Organic Solvents'.
- * 9.3.89 Dr. I. Marko (Sheffield University), 'Catalytic Asymmetric Osmylation of Olefins'.
- 14.3.89 Mr. P. Revell (Durham Chemistry Teachers' Centre), 'Implementing Broad and Balanced Science 11-16'.
- 15.3.89 Dr. R. Aveyard (University of Hull), 'Surfactants at your Surface'.
- * 20.4.89 Dr. M. Casey (University of Salford), 'Sulphoxides in Stereoselective Synthesis'.
- * 27.4.89 Dr. D. Crich (University College London), 'Some Novel Uses of Free Radicals in Organic Synthesis'.
- * 3.5.89 Mr. A. Ashman (Durham Chemistry Teachers' Centre), 'The Chemical Aspects of the National Curriculum'.
- * 3.5.89 Dr. P.C.B. Page (University of Liverpool), 'Stereo-control of Organic Reactions Using 1,3-dithiane-1-Oxide'.
- * 10.5.89 Prof. P.B. Wells (Hull University), 'Catalyst Characterisation and Activity'.
- * 11.5.89 Dr. J. Frey (Southampton University), 'Spectroscopy of the Reaction Path: Photodissociation Raman Spectra of NOCl'.

- * 16.5.89 Dr. R. Stibr (Czechoslovak Academy of Sciences)
'Recent Developments in the Chemistry of Intermediate-Sited Carboranes'.
- * 17.5.89 Dr. C.J. Moody (Imperial College), 'Reactive Intermediates in Heterocyclic Synthesis'.
- 23.5.89 Prof. P. Paetzold (Aachen), 'Iminoboranes XB NR: Inorganic Acetylenes?'.
- 14.6.89 Dr. M.E. Jones (Durham Chemistry Teachers' Centre),
'GCSE and A-level Chemistry 1989'.
- * 15.6.89 Prof J.Pola (Czechoslovak Academy of Sciences),
'Carbon Dioxide Laser Induced Chemical Reactions - New Pathways in Gas-Phase Chemistry'.
- 28.6.89 Dr. M.E. Jones (Durham Chemistry Teachers' Centre),
'GCSE and A-level Chemistry 1989'.
- * 11.7.89 Dr. D. Nicholls (Durham Chemistry Teachers' Centre),
'Liquid Air Demonstration'.

POSTGRADUATE INDUCTION COURSE.

In each part of the course the uses and limitations of the various services available were explained.

Departmental Organisation:- Dr.M.R.Crampton.

Electrical Appliances:- Mr.B.T.Barker and Dr.A.Rayston.

Chromatography and Micro Analysis:- Mr.T.H.F.Homes.

Atomic Adsorption Spectrometry and Inorganic Analysis:-

Mr.R.Coult. Library Facilities:- Mr.R.B.Woodward.

Mass spectrometry:- Dr.M.Jones.

Nuclear Magnetic Resonance spectrometry:- Dr.R.S.Matthews.

Glassblowing Techniques:- Mr.R.Hart and Mr.G.Haswell.

RESEARCH CONFERENCES ATTENDED

REFERENCES

1. M . Hudlicky, 'Chemistry of Organic Fluorine Compounds', 2nd Ed., Ellis Horwood, Chichester, 1976.
2. W.A. Sheppard and C.M.Sharts, 'Organic Fluorine Chemistry', Benjamin, 1969.
3. R.D. Chambers, 'Fluorine in Organic Chemistry', Wiley Interscience, London, 1973.
4. R.E. Banks, 'Fluorocarbons and their Derivatives', Macdonald, London, 1970.
5. 'Organofluorine Chemicals and their Industrial Applications', ed. R.E.Banks, Ellis Horwood, Chichester, 1979.
6. 'Preparation, Properties, and Industrial Applications of Organofluorine Compounds', ed., R.E.Banks, Ellis Horwood, Chichester, 1982.
7. C.Walling and E.S.Huyser, Org. Reacts., 1963, 13, 91.
8. J.I.G, Cadogen and M.J.Perkins, 'The Chemistry of Alkenes', Ed., S.Patai, Interscience, London, 1964, Ch.9.
9. Hanford and Joyce, U.S.pat, 2,440, 800[C.A., 42, 6373(1948)]
10. Freidlina and Belyavskii, Izv. Akad. Nauk SSSR, OtG. Khim. Nauk, 1961, 177(1961).[C.A., SS, 1975, 4, (1961)].
11. Stoope and Farrow, J.Org.Chem., 26, 3264(1961).

12. Urry, Stacey, Huyser and Juveland, J. Am. Chem. Soc., 76, 450 (1954)
13. Urry and Juveland, J. Am. Chem. Soc., 80, 3323(1958).
14. Urry and Huyser, J. Am. Chem. Soc., 75, 4876(1953).
15. Petrow, Nikischin, and Vorob'ev, Fette, Seifen, Anstrichmittel, 59, 1023(1957)[C.A., 53. 1127(1959)].
16. Shuikin and Lebedev, Doklady Akad. Nauk SSR, 139, 131(1961) [C.A., 56, 1417(1962)].
17. W.E. Handford, U.S. Pat., 1948, 2,433,844, Chem. Abst., 1948, 42, 2266.
18. N.M. Kelly, Ph.D Thesis, University of Durham, 1979.
19. G.I. Nikishin, Y.N. Ogibin, and A.D. Petrov, Bull. Acad. Sci. USSR, 1961, 1085.
20. M. Julia, Acc. Chem. Res., 1971, 4, 386.
21. D.C. Nonhebel, J.M. Tedder, J.C. Walton, 'Radicals', Cambridge University, London, 1979.
22. J.K. Kochi, 'Free Radicals', Vol. II, Wiley Interscience, London, 1973.
23. H. Muramatsu and K. Inukai, J. Org. Chem., 1965, 30, 544.
24. H. Muramatsu, K. Inukai, and T. Veda, J. Org. Chem., 1964, 29, 2220.
- ✓ 25. R.D. Chambers and B. Grievson, J. Chem. Soc., Perkin Trans. I, 1985, 30, 2215.
26. R.D. Chambers, B. Grievson, and N.M. Kelly, J. Chem. Soc. Perkin Trans. I, 1985, 2209.

27. H. Muramatsu, S. Moriguchi, and K. Inukai, J.Org.Chem., 1965, 31, 1306 .
28. B. Grievson, Ph.D Thesis, University of Durham, 1983 .
29. R.D. Chambers, N.M. Kelly, W.R.Musgrave, W.G.M. Jones, and R.W. Rendwell, J.Fluorine Chem., 1980, 16, 351 .
30. H. Muramatsu, H. Kimoto, and K.Inukai, Bull. Chem. Soc. Jap. 1969, 42, 1155 .
31. S.L. Jones, Ph.D. Thesis, University of Durham, 1987.
32. R.D. Chambers and B. Grievson, J. Fluorine Chem., 1984, 25, 523.
33. R.D. Chambers, B. Grievson, F.G. Drakesmith, and R.L. Powell, J. Fluorine Chem., 1985, 29, 323.
34. R.D. Chambers and B. Grievson, J. Fluorine Chem., 1985, 30, 227.
35. W. Dmowski, J. Fluorine Chem., 1980, 15, 209.
36. W. Dmowski and H. Voellnaged-Neugebauer, J. Fluorine Chem., 1981, 18, 223.
37. F. Liskai, V. Dedek, and M.Holik, Collect. Czech. Chem. Commun., 1970, 35, 1208.
38. F. Liska, M. Nemeč, and V. Dedek, Collect. Czech. Chem. Commun., 1974, 39, 580.

39. J.D. Lazerte and, R.J.Kosher, J.Am. Chem. Soc.,
1955, 77, 910.
40. N. Ishikawa, A. Nagashima, and S.Hayashi, Nippon
Kaishi, 1974, 1240.[C.A., 1974,81,119432]
41. H. Muramatsu and K. Inukai, J.Org.Chem.,1962, 27,
42. H. Muramatsu and K. Inukai, J.Org.Chem.,27, 1572,
(1962).
43. H. Muramatsu ,J.Org.Chem., 27,2325(1962).
44. H. Muramatsu, K. Inukai, and T.Uedu, ibid., 30,
2546(1965).
45. Lazerte and Koshar, J.Am. Chem.Soc., 77, 910(1955).
46. F. Liska, V. Dedek, and B. Chtny, Collect.Czech.
Chem.Commun., 1968, 33, 1299.
47. H. Muramatsu and K. Inukai, Kogyo Kagaku Zasshi,
1962, 65, 1992.[C.A.,1963,59,2637d].
48. P.T. Telford , Ph.D Thesis, University of Durham,
1986.
49. H. Muramatsu, K. Inukai, and T. Veda, Bull.Chem.
Soc.Jpn., 1967, 40,903.
50. A.P. Swales, Ph.D Thesis, University of Durham,
1986.

51. R.D. Chambers, R.H. Mobbs, Advances in Fluorine Chemistry, 4,(1965), 50, and references therein.
52. N.Ishikawa, A.Nagashima, M.Maruta, Eight International Conference of Fluorine Chemistry, Kyoto, (1976), Abstract No 0-17 .
53. R.D. Chambers, N. Kelly, and J.W. Emsley, J.Fluorine, Chem., 12(1978),49

